

# SEMESTER TEST 1



## Grade 2– Letters Nn to Tt

<b>Full name:</b> .....	<b>Mark</b>
<b>School:</b> .....	
<b>Class:</b> .....	



### Listening

**Part 1: Listen and circle (a) or (b).**  
**There is one example. (4 points)**



Example




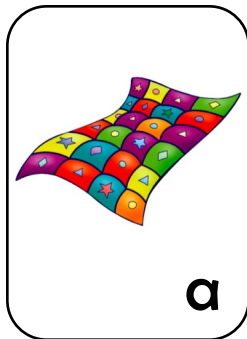
1.





2.































3.



4.




**Part 2: Listen and tick (✓)the picture with the beginning sound.  
There is one example. (6 points)**

Example				
1.				
2.				
3.				
4.				
5.				
6.				


# Reading and Writing

**Part 1: Look and put a tick (✓)  
There is one example. (3.5 points)**


Example

	n	<input checked="" type="checkbox"/>
	s	<input type="checkbox"/>

1.

	r	<input type="checkbox"/>
	p	<input type="checkbox"/>

2.

	n	<input type="checkbox"/>
	o	<input type="checkbox"/>


3.

	q	<input type="checkbox"/>
	p	<input type="checkbox"/>


4.

	p	<input type="checkbox"/>
	s	<input type="checkbox"/>


5.

	o	<input type="checkbox"/>
	t	<input type="checkbox"/>

6.

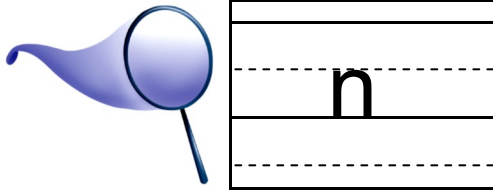
	r	<input type="checkbox"/>
	s	<input type="checkbox"/>

7.

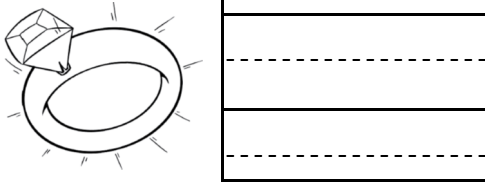
	n	<input type="checkbox"/>
	s	<input type="checkbox"/>

**Part 2: Write the beginning letter . There is one example. (2 points)**

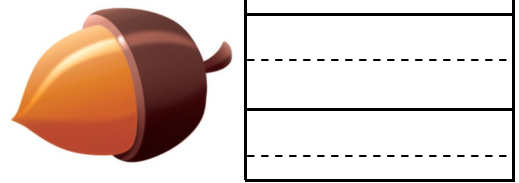
Example



1.




2.






3.









4.









**Part 3: Trace and match. There is one example. (2 points)**

1.   

2.   

3.   

4.   

5.   

Connections: A line connects the 'S' to the queen. Another line connects the 'Q' to the star.

**Part 4: Look and circle the right pictures. There is one example. (2.5 points)**

Example

