

SEMESTER TEST 1- ANSWER KEY

Grade 2- Letters Nn to Tt



Full name:	Mark
School:	
Class:	

Listening- 5 points



Part 1: Listen and circle (a) or (b).

There is one example. **2 points** 0.5 point/ question



Example




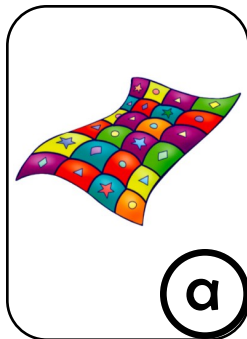
1.





2.































3.



4.



Part 2: Listen and tick (✓)the picture with the beginning sound.
There is one example. 3 points 0.5 point/ question


Example				
1.				
2.				
3.				
4.				
5.				
6.				

Reading and Writing – 5 points


Part 1: Look and put a tick (✓)

There is one example. **1.75 points** 0.25 point/ question


Example




1.



2.




3.




4.




5.



6.




7.



Part 2: Write the beginning letter . There is one example.


1 point 0.25 point/ question

Example



Handwriting practice box with the letter 'n' on a three-line grid.

1.




Handwriting practice box with the letter 'r' on a three-line grid.

2.



Handwriting practice box with the letter 'n' on a three-line grid.

3.



Handwriting practice box with the letter 'o' on a three-line grid.




4.









Handwriting practice box with the letter 'q' on a three-line grid.




Part 3: Trace and match. There is one example.




1 point 0.25 point/ question

1.   

2.   

3.   


4.   

5.   

Part 4: Look and circle the right pictures. There is one example.

1.25 points 0.25 point/ question

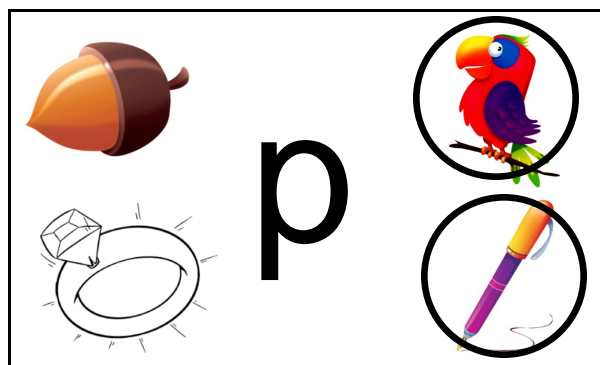
Example




1.



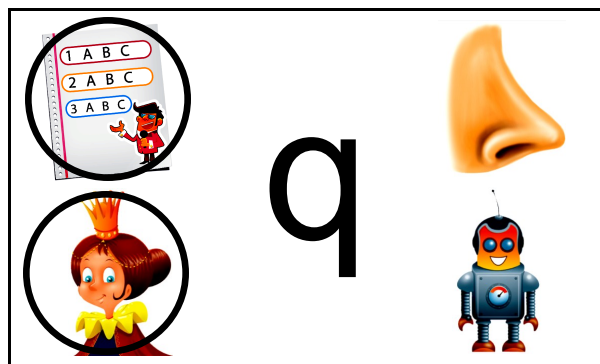
2.



3.



4.



5.

