

i-Learn

1

Smart Start

Student Book Answer Key

Nguyễn Phương Thảo
Harry Hodge
Nguyễn Thụy Bảo Trâm
Tom Bevan

Kerry Murphy
Đặng Thị Hồng Nhung
Nguyễn Thị Ngọc Quyên
Trần Văn Anh

George Seale
Nguyễn Thụy Uyên Sa
Sonya Stevens-King
Huỳnh Thụy Mai Anh

Project Manager: **Grant Trew**
Senior Editor: **Kerry Murphy**
Creative Supervisor: **Nguyễn Thị Ngọc Quyên**



**NHÀ XUẤT BẢN
ĐẠI HỌC SƯ PHẠM TP HỒ CHÍ MINH**

CONTENTS

Theme		Page
1	Hello!	2
2	School	3
3	Family	4
4	Body and Face	5
5	Numbers and Shapes	6
6	Animals	7
7	Colors	8
8	Toys	9

LESSON 3

Review

- A.1. a 2. b 3. c
 B. circle 3

LESSON 4









PLAY AND SAY

1. Hello, Vinh.
2. Hello, Ms. Betty.
3. My name's Bobby. Nice to meet you.
4. Hi, Bobby. Nice to meet you, too.

LESSON 5

LISTENING

Example

			
		 Mr. Jake	 Ms. Katie

READING & WRITING

- EXAMPLE: family
 1. boys
 2. Ms. Katie
 3. house

LESSON 3

.....

Review

- A. 1. ✓ 2. x 3. x
- B. 1. elephant 2. door
- C. 1. e 2. d 3. f

LESSON 5

.....

LISTENING

- EXAMPLE: pencil
- 1. bag
 - 2. ruler
 - 3. book
-

READING & WRITING

- EXAMPLE: eraser
- 1. book
 - 2. pencil
 - 3. crayon

LESSON 3

Review

- B. 1. g 2. i 3. h
C. 1. i 2. h 3. g

LESSON 4

PLAY AND SAY

1. I'm 6.
2. I'm 8.
3. I'm 3.
4. I'm 7.

LESSON 5

LISTENING

Example

The example shows a 2x2 grid of boxes. The top row contains a box with one green triangle and a box with two triangles (one orange, one green). The bottom row contains a box with three rectangles (one red, one pink, one orange) and a box with three circles (one green, one pink, one blue). To the right, there are three pairs of boxes. The first pair is labeled '1' and contains the numbers 10 and 4. The second pair is labeled '2' and contains the numbers 5 and 6. Each box has a small square at the bottom and a checkmark.

READING & WRITING

- EXAMPLE: 2 rectangles
1. 9 triangles
 2. 4 squares
 3. 6 circles

LESSON 2

D Practice. Look and draw lines. Say and do.

1. Touch your foot.

2. Touch your legs.

3. Touch your head.

4. Touch your arm.

LESSON 3

Review

- A. 1. l 2. j 3. k
- B. 1. k 2. l 3. j
- C. 1. l 2. j 3. k

LESSON 5

LISTENING

Example

READING & WRITING

EXAMPLE: Yes

- 1. No
- 2. Yes
- 3. No

LESSON 3

.....

Review

- A. 1. monkey 2. nose
B. 1. n 2. o 3. m
C. 1. ✓ 2. x 3. ✓
-

LESSON 5

.....

 **LISTENING**

- EXAMPLE: mom
1. grandpa
2. sister
3. friend
-

 **READING & WRITING**

- EXAMPLE: grandma
1. brother
2. dad
3. mom

LESSON 2

.....

B Listen and number.

1. I like pigs.
2. I like cows.
3. I like goats.

LESSON 5

.....

 LISTENING

EXAMPLE: birds

1. goats
 2. monkeys
 3. cats
-

 READING & WRITING

EXAMPLE: x

1. ✓
2. ✓
3. x

LESSON 1

.....

B Listen and number.

- 1. red apple
- 2. blue bird
- 3. green frog

.....

LESSON 3

.....

Review

- | | | |
|-------------|--------|------|
| A. 1. tiger | 2. ten | |
| B. 1. u | 2. v | 3. t |
| C. 1. x | 2. ✓ | 3. ✓ |

LESSON 2

.....

B Listen and circle.

- 1. orange
- 2. purple
- 3. pink

.....

LESSON 5

.....

LISTENING

- EXAMPLE: red
- 1. pink
 - 2. green
 - 3. white

.....

READING & WRITING

- EXAMPLE: Yes
- 1. No
 - 2. No
 - 3. Yes

LESSON 1

.....

B Listen and number.

- 1. car
- 2. doll
- 3. teddy bear

.....

LESSON 3

.....

Review

- 1. x
- 2. y
- 3. w
- 4. z

.....

LESSON 5

.....

LISTENING

- EXAMPLE: doll
- 1. monster
 - 2. robot
 - 3. puppet

LESSON 2

.....

B Listen and circle.

- 1. monster
- 2. kite
- 3. robot

.....

LESSON 4

.....

PLAY AND SAY

- 1. Welcome to Vietnam.
- 2. Thank you!
- 3. Welcome to Vietnam! I have a puppet for you.
- 4. Thank you! I have a robot for you.