

i-Learn

# Smart Start

Workbook Answer Key

**Grant Trew**  
**Harry Hodge**  
**Nguyễn Thụy Bảo Trâm**  
**Tom Bevan**

**Kerry Murphy**  
**Đặng Thị Hồng Nhung**  
**Nguyễn Thị Ngọc Quyên**  
**Lý Bích Tuyền**

**George Seale**  
**Nguyễn Thụy Uyên Sa**  
**Nguyễn Phương Thảo**  
**Trần Văn Anh**

Project Manager: **Grant Trew**  
Senior Editor: **Kerry Murphy**  
Creative Supervisor: **Nguyễn Thị Ngọc Quyên**



**NHÀ XUẤT BẢN**  
**ĐẠI HỌC SƯ PHẠM TP HỒ CHÍ MINH**

# CONTENTS

Theme		Page
1	School	2 - 13
2	Animals	14 - 25
3	A Shopping Trip	26 - 37
4	Home	38 - 49
5	Travel	50 - 61
6	Sports and Fitness	62 - 73
7	Time	74 - 85
8	The World Around Us	86 - 97
9	My Community	98 - 109
10	Work	110-121

## LESSON 1

### A Look and write.

1. Write the word 'go camping'
2. Write the word 'go to the farm'
3. Write the word 'go to the beach'
4. Write the word 'learn how to cook'
5. Write the word 'learn how to swim'

### B Look and circle.

1. go camping
2. learn how to cook
3. go to the farm
4. go to the beach

### C Look and read. Tick (✓) the correct sentences.

1. I learned how to cook. ✓
2. I went camping. ✓
3. I went to the farm. ✓

### D Look and write.




1. Tom: What did you do in the summer?  
Sue: I went camping.
2. Tom: What did you do in the summer?  
Mai: I learned how to swim.
3. Tom: What did you do in the summer?  
Bill: I went to the farm.

## LESSON 2

### A Read and match.

1. Write the letter 'A' in the box.
2. Write the letter 'E' in the box.
3. Write the letter 'D' in the box.
4. Write the letter 'C' in the box.
5. Write the letter 'B' in the box.

### B Draw lines.

1		play	-	snacks
2		talk	-	chess
3		eat	-	with friends

### C Order the words and match.

1. They are playing chess. Write the letter 'B' in the box.
2. He is talking with friends. Write the letter 'D' in the box.
3. He is studying. Write the letter 'A' in the box.
4. They are eating snacks. Write the letter 'C' in the box.

### D Look and write.

1. What are they doing?  
They're playing with friends.
2. What are they doing?  
They're playing chess.
3. What are they doing?  
They're eating snacks.
4. What's he doing?  
He's talking with friends.

## LESSON 3

.....

### **A** Look and write.

1. play badminton
2. jump rope
3. play volleyball
4. play basketball
5. play soccer

.....

### **B** Unscramble and write.

1. play volleyball
2. play basketball

.....

### **C** Look and read. Circle the correct answers.

1. play volleyball - Yes, sure.
2. play badminton - No, thanks.
3. play basketball - Yes, sure.

.....

### **D** Look and write.

1. Do you want to jump rope?  
Yes, sure.
2. Do you want to play volleyball?  
No, thanks.
3. Do you want to play basketball?  
Yes, sure.

## LESSON 4

.....

### **A** Look and circle.

1. martial arts
2. tennis
3. ballet
4. art
5. yoga

.....

### **B** Read and match.

1. Write the letter 'C' in the box.
2. Write the letter 'E' in the box.
3. Write the letter 'B' in the box.
4. Write the letter 'D' in the box.
5. Write the letter 'A' in the box.

.....

### **C** Look and read. Complete the questions and answers.

1. Alfie: Where are you going?  
Jane: I'm going to ballet class.
2. Alfie: Where are you going?  
Tom: I'm going to tennis lessons.
3. Alfie: Where are you going?  
Charlie: I'm going to art class.
4. Alfie: Where are you going?  
Mai: I'm going to yoga class.
5. Alfie: Where are you going?  
Bill: I'm going to martial arts class.



## LESSON 5

### A Order the words.

1. sing English songs
2. play English games
3. read English books
4. watch English movies

### B Look and read. Tick (✓) the correct answers.

1. sing English songs ✓
2. play English games ✓
3. watch English movies ✓
4. read English books ✓

### C Read and draw lines.

- 1 Why do you like learning English?  
Because I like watching English movies.
- 2 Why do you like learning English?  
Because I like reading English books.
- 3 Why do you like learning English?  
Because I like singing English songs.



### D Look and write.

1. Why do you like learning English?  
Because I like watching English movies.
2. Why do you like learning English?  
Because I like playing English games.
3. Why do you like learning English?  
Because I like singing English songs.

## LESSON 6

### A Look and read. Put a tick (✓) or a cross (×) in the box.

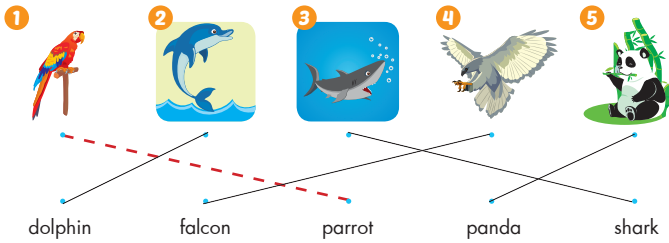
1. ✓
2. ×
3. ×
4. ✓
5. ✓

### B Look at the pictures and read the questions. Write the answers.

1. What did you do in the summer?  
I learned how to cook.
2. What are they doing?  
They're talking with friends.
3. Do you want to play soccer?  
Yes, sure.
4. Where are you going?  
I'm going to martial arts class.
5. Where are you going?  
I'm going to ballet class.

## LESSON 1

### A Draw lines.



### B Write.

1. shark
2. panda
3. parrot
4. falcon
5. dolphin

### C Read and circle.

1. Where do sharks live?  
Sharks live in water.
2. Where do falcons live?  
Falcons live in trees.
3. Where do pandas live?  
Pandas live in mountains.
4. Where do parrots live?  
Parrots live in trees.

### D Look at C and write.

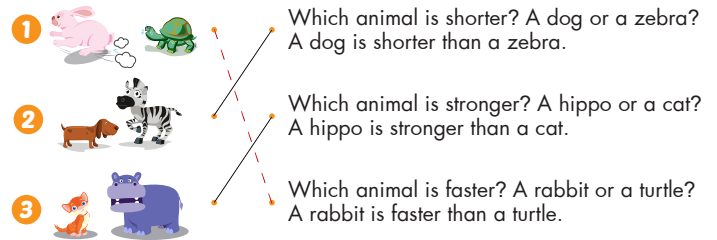
1. Sharks live in water.
2. Falcons live in trees.
3. Pandas live in mountains.
4. Parrots live in trees.

## LESSON 2

### A Unscramble and write.

1. giraffe
2. hippo
3. rabbit
4. zebra
5. lion

### B Read and draw lines.




### C Look and write.

1. Which animal is shorter? A zebra or a mouse?  
A mouse is shorter than a zebra.
2. Which animal is stronger? A rabbit or a hippo?  
A hippo is stronger than a rabbit.
3. Which animal is faster? A lion or a turtle?  
A lion is faster than a turtle.
4. Which animal is bigger? An ant or an elephant?  
An elephant is bigger than an ant.
5. Which animal is taller? A giraffe or a mouse?  
A giraffe is taller than a mouse.
6. Which animal is faster? A rabbit or a turtle?  
A rabbit is faster than a turtle.

## LESSON 3

### A Find and circle.



### B Look at A and write.

1. blue whale
2. cheetah
3. black marlin
4. sea
5. land
6. air

### C Fill in the chart and write.

					
the biggest animal in the sea	✓				
the tallest animal on land				✓	
the fastest animal on land					✓
the fastest animal in the sea			✓		
the fastest animal in the air		✓			





1. Which is the biggest animal in the sea?  
The blue whale is the biggest animal in the sea.
2. Which is the fastest animal in the air?  
The falcon is the fastest animal in the air.
3. Which is the fastest animal in the sea?  
The black marlin is the fastest animal in the sea.
4. Which is the tallest animal on land?  
The giraffe is the tallest animal on land.
5. Which is the fastest animal on land?  
The cheetah is the fastest animal on land.

## LESSON 4

### A Look and write.

1. calf
2. kitten
3. puppy
4. lamb
5. cub
6. chick

### B Read and draw lines.

1		—	What is a baby giraffe called? A baby giraffe is called a calf.
2		—	What is a baby dog called? A baby dog is called a puppy.
3		—	What is a baby lion called? A baby lion is called a cub.
4		—	What is a baby falcon called? A baby falcon is called a chick.

### C Read and circle.

1. What is a baby sheep called?  
A baby sheep is called a lamb.
2. What is a baby cow called?  
A baby cow is called a calf.
3. What is a baby cat called?  
A baby cat is called a kitten.

### D Look and write.

1. What is a baby bear called?  
A baby bear is called a cub.
2. What is a baby giraffe called?  
A baby giraffe is called a calf.
3. What is a baby dog called?  
A baby dog is called a puppy.
4. What is a baby chicken called?  
A baby chicken is called a chick.

## LESSON 5

.....

**A** Look and complete the words.

1. swim
2. walk
3. run
4. jump
5. climb
6. fly

.....

**B** Read and circle "True" or "False".

1. False
2. False
3. True
4. False
5. True

.....

**C** Read **B** again and write some words to complete the sentences about the story. You can use 1, 2 or 3 words.

1. in the water
2. walk
3. small water animals
4. jump

.....

**D** What about you? Look and write.

Students' own answers.

## LESSON 6

.....

**A** Look and read. Put a tick (✓) or a cross (×) in the box.

1. ✓
2. ✓
3. ×
4. ×
5. ✓

.....

**B** Look and read. Write the correct answers.

1. Which is the fastest animal in the air?  
Falcon is the fastest animal in the air.
2. What is a baby chicken called?  
A baby chicken is called a chick.
3. Which animal is bigger? A panda or a rabbit?  
A panda is bigger than a rabbit.
4. Which is the biggest animal in the sea?  
Blue whale is the biggest animal in the sea.
5. Where do pandas live?  
Pandas live in mountains.

# A SHOPPING TRIP

## LESSON 1

**A** Look and write.

1. battery
2. flea market
3. phone charger
4. mobile phone
5. ringing phone

**B** Put the sentences in the correct order.

- 2 Hello. Can I speak to Lucy, please?
- 4 It's Daisy.
- 5 Ok. Wait a minute, please.
- 3 Who's calling, please?
- 1 Hello?

**C** Look and write.

1. Hi ! Can I speak to Lucy, please?  
Who's calling, please?  
It's Jill.  
Ok. Wait a minute, please.
2. Hello! Can I speak to Tom, please?  
Who's calling, please?  
It's Bill.  
Ok. Wait a minute, please.
3. Hello! Can I speak to Sally, please?  
Who's calling, please?  
It's Vicky.  
Ok. Wait a minute, please.

## LESSON 2

**A** Look and write.

1. babysit
2. do my chores
3. do homework
4. go shopping

**B** Look and tick (✓).

- |                  |                                     |
|------------------|-------------------------------------|
| 1. babysit       | <input checked="" type="checkbox"/> |
| 2. do my chores  | <input checked="" type="checkbox"/> |
| 3. go shopping   | <input checked="" type="checkbox"/> |
| 4. clean my room | <input checked="" type="checkbox"/> |

**C** Look and write.

1. Do you want to go to the park?  
That sounds awesome!
2. Do you want to go to the flea market?  
Sorry, I can't. I have to do my chores.
3. Do you want to go to the park?  
Sorry, I can't. I have to babysit my brother.

**D** Look and write.

1. Do you want to to the zoo?  
That sounds great!
2. Do you want to go to the playground?  
Sorry, I can't. I have to do my homework.
3. Do you want to go to the bakery?  
That sounds great!
4. Do you want to go to the supermarket?  
Sorry, I can't. I have to do my chores.

## LESSON 3

### A Unscramble and draw lines.

1. turn right

2. corner

3. traffic lights

4. stop sign



### B Write the words.

1. turn right
2. turn left
3. corner
4. traffic lights
5. go straight
6. stop sign

### C Complete the sentences.

1. Excuse me, how do I get to the flea market?  
Turn right at the traffic lights.
2. Excuse me, how do I get to the zoo?  
Go straight along Red Street.
3. Excuse me, how do I get to the bookstore?  
Turn right at the corner.
4. Excuse me, how do I get to the bakery?  
Turn left at the traffic lights.

### D Look and write.

1. How do I get the flea market?  
Turn right at the traffic lights.
2. How do I get to the museum?  
Go straight along Main Street.
3. How do I get to the bakery?  
Turn left at the corner.
4. How do I get to the playground?  
Go straight along Oak Street.

## LESSON 4

### A Write and match.

- 5 hat
- 3 T-shirt
- 4 scarf
- 6 dress
- 1 cheap
- 2 expensive

### B Look and write.

Across

4. expensive
5. scarf

Down

1. cheap
2. dress
3. T-shirt

### C Circle the correct words.

1. Circle the "dress"  
Circle the "expensive"
2. Circle the "hat"  
Circle the "cheap"
3. Circle the "T-shirt"  
Circle the "expensive"

### D Look and write.

1. Lucy: How much is the hat?  
Jill: It's 6 dollars.  
Lucy: It's cheap.
2. Ben: How much is the scarf?  
Nick: It's 12 dollars.  
Ben: It's expensive.
3. Jack: How much is the T-shirt?  
Sam: It's 40 dollars.  
Jack: It's cheap.
4. Jane: How much is the dress?  
Daisy: It's 100 dollars.  
Jane: It's expensive.

## LESSON 5

.....

**A** Look and write.

1. sell
2. fruit
3. silk
4. jewelry
5. seafood

.....

**B** Read and write.

1. Cai Rang floating market is in Can Tho.
2. People sell things on a boat.
3. People can buy (a lot of) fruit, flowers and vegetables.

.....

**C** Read B again and circle "True" or "False".

1. False
2. False
3. False
4. True

.....

**D** Look and write.

1. Hoi An night market sells beautiful silk.
2. People can buy (a lot of) fruit, flowers and vegetables at Cai Rang floating market.
3. This market in Hanoi sells beautiful flowers.
4. Flea markets in Ho Chi Minh sell cheap books.

.....

**E** Write about your favorite market.

Student's own answer.

## LESSON 6

.....

**A** Read and circle. There is one example.

1. Circle "B"
2. Circle "A"
3. Circle "A"
4. Circle "A"

.....

**B** Look and read. Put a tick (✓) or a cross (×) in the box.

1. (×)
2. (✓)
3. (✓)
4. (×)
5. (×)
6. (×)

## LESSON 1

### A Look and write.

Across  
4. upstairs  
5. balcony

Down  
1. downstairs  
2. basement  
3. yard

### B Look and write.

1. downstairs
2. basement
3. balcony
4. upstairs
5. yard

### C Look and write.

1. Where's Sam?  
He's in the basement.
2. Where's the cat?  
It's on the balcony.
3. Where's the chair?  
It's in the yard.
4. Where's Alex?  
Alex is upstairs.
5. Where's Tom?  
Tom is downstairs.

## LESSON 2

### A Look and circle.

1. roporugloves
2. ladheadphones
3. khshoesoketw
4. sunglassesin
5. pascissorslks
6. lslippersbzq

### B Draw lines.

### C Look and write.

1. Where are the scissors?  
They're on the desk.
2. Where are the gloves?  
They're in the drawer.

### D Look and write.

1. Where are the headphones?  
They're under the table.
2. Where are the shoes?  
They're in the yard.
3. Where are the slippers?  
They're on balcony.
4. Where are the glasses?  
They're on the chair.



## LESSON 3

### A Draw lines.

1. card      2. action figure      3. doll      4. robot      5. marble

### B Write.

- robot
- doll
- card
- marble
- action figure

### C Read and draw lines.

1. How many robots do you have?  
I have one robot.

2. How many cards do you have?  
I have nine cards.

3. How many action figures do you have?  
I have two action figures.

4. How many marbles do you have?  
I have four marbles.

### D Look and write.

- How many dolls do you have?  
I have one doll.
- How many action figures do you have?  
I have four action figures.
- How many cards do you have?  
I have twenty-four cards.

## LESSON 4

### A Draw lines and write.

1. sweep      the toys      pick up the toys

2. set      the dishes      wash the dishes

3. pick up      the floor      sweep the floor

4. wash      the trash      take out the trash

5. take out      the table      set the table

### B Read and circle.

- Could you sweep the floor?  
Yes, sure.
- Could you wash the dishes?  
Yes, sure.
- Could you pick up the toys?  
Yes, sure.
- Could you take out the trash?  
Yes, sure.

### C Look and write.

- Could you sweep the floor?  
Yes, sure.
- Could you wash the dishes?  
Yes, sure.
- Could you pick up the toys?  
Yes, sure.
- Could you take out the trash?  
Yes, sure.
- Could you set the table?  
Yes, sure.

## LESSON 5






### A Look and write.

1. watermelon
2. haircut
3. new clothes
4. decorations
5. flower market

### B Read the Reading again and circle "True" or "False".

1. True
2. False
3. True
4. False
5. True

### C Read and draw lines.

<p>1  Before Tet, I</p>	<p>2  During Tet, I</p>	<p>3  Before Tet, I</p>	<p>4  During Tet, I</p>	<p>5  Before Tet, I</p>	<p>watch fireworks.</p> <p>get a haircut.</p> <p>sweep the floor.</p> <p>visit my family.</p> <p>get lucky money.</p>
--	--	--	--	--	---

*Note: In the original image, dashed lines connect item 1 to 'get a haircut', item 2 to 'visit my family', item 3 to 'watch fireworks', item 4 to 'get lucky money', and item 5 to 'sweep the floor'.*

### D What about you? Write your answers.

Student's own answers.

## LESSON 6

### A Look and read. Put a tick (✓) or a cross (×) in the box.

1. ×
2. ✓
3. ×
4. ✓
5. ×

### B Look and read. Write the correct answers.

1. Could you set the table?  
Yes, sure.
2. Where's the bag?  
It's on the balcony.
3. How many marbles do you have?  
I have six marbles.
4. Could you wash the dishes?  
Yes, sure.
5. Could you take out the trash?  
Yes, sure.

## LESSON 1





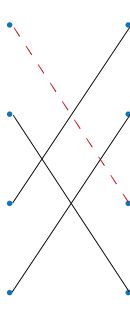
### A What's next? Look and write.

1. swimming pool
2. amusement park
3. grandparents' house
4. movies theatre
5. museum

### B Look and write.

1. grandparents' house
2. swimming pool
3. amusement park
4. museum

### C Draw lines.

<ol style="list-style-type: none"> <li>1  Where are you going to go, Jane?</li> <li>2  Where are you going to go, Bill?</li> <li>3  Where are you going to go, Daisy?</li> <li>4  Where are you going to go, Charlie?</li> </ol>		<ol style="list-style-type: none"> <li>I'm going to go to the museum.</li> <li>I'm going to go to my grandparents' house.</li> <li>I'm going to go to the movies.</li> <li>I'm going to go to the swimming pool.</li> </ol>
--	---	---

### D Look and write.

1. Where are you going to go?  
I'm going to go to the museum.
2. Where are you going to go?  
I'm going to go to the swimming pool.
3. Where are you going to go?  
I'm going to go to my grandparents' house.
4. Where are you going to go?  
I'm going to go to the movies.

## LESSON 2

### A Look and circle.

1. Circle "pizza"
2. Circle "juice"
3. Circle "hamburger"
4. Circle "sandwich"
5. Circle "milkshake"

### B Look and write.

- |              |              |
|--------------|--------------|
| Across       | Down         |
| 1. milkshake | 2. hamburger |
|              | 3. sandwich  |
|              | 4. pizza     |
|              | 5. juice     |

### C Look and write.

1. What would you like to eat?  
I'd like a hamburger, please.
2. What would you like to eat?  
I'd like a pizza, please.
3. What would you like to drink?  
I'd like an orange juice, please.

### D Look and write.

1. What would you like to drink?  
I'd like an orange juice, please.
2. What would you like to eat?  
I'd like a hamburger, please.
3. What would you like to eat?  
I'd like a sandwich, please.
4. What would you like to eat?  
I'd like a pizza, please.

## LESSON 3

.....

**A** Look and write.

1. sick
  2. dizzy
  3. stomach ache
  4. headache
  5. fever
  6. cold
- .....

**B** What's next? Look and write.

1. fever
  2. stomach ache
  3. cold
  4. dizzy
- .....

**C** Look and circle.

1. Circle "I have a headache."
  2. Circle "I feel dizzy."
  3. Circle "I feel sick."
  4. Circle "I have a cold."
- .....

**D** Look and write.

1. What's the matter?  
I feel sick.
2. What's the matter?  
I have a fever.
3. What's the matter?  
I have a cold.
4. What's the matter?  
I have a stomach ache.

## LESSON 4

.....

**A** Look and write.

1. restaurant
  2. costume
  3. roller coaster
  4. water slide
- .....

**B** Look and write.

- |               |                  |
|---------------|------------------|
| Down          | Across           |
| 1. costume    | 3. rollercoaster |
| 2. waterslide | 4. restaurant    |
- .....

**C** Look and write.

1. First, we went to a restaurant.
  2. Then, we went on a roller coaster.
  3. Finally, we went on a water slide.
- .....

**D** Look and write.

1. First, we went to a bookstore.
2. Then, we went to an ice-cream shop.
3. Then, we went to a bakery.
4. Finally, we went to a playground.

## LESSON 5

**A** Look and write.

1. reuse
2. plastic bottle
3. recycle
4. garbage
5. garbage can
6. newspapers

**B** Look at **A** and fill in the blanks. Circle the correct answer.

1. plastic bottles
  2. newspapers
  3. recycle
  4. garbage
  5. garbage can
- (A) Keeping Vietnam clean

**C** Look and write.

1. Vinh: I turn off the TV at home when I'm not watching.
2. Nam: I help my dad to recycle newspapers to make paper bags.
3. Tom: I pick up garbage and put it in the garbage can to make my room clean.
4. Mai: At school, I help my teacher to plant trees to keep the air clean.

**D** What about you? Write things you can do to keep your school and home clean.

Student's own answers.

## LESSON 6

**A** Look at the pictures. Look at the letters. Write the words.

1. hamburger
2. roller coaster
3. stomach ache
4. milkshake
5. swimming pool
6. headache

**B** Look and read. Write the correct answers.

1. Where are you going to go?  
I'm going to go to the movies.
2. Where's he going to go?  
He's going to go to the swimming pool.
3. What would you like to eat?  
I'd like a sandwich, please.
4. What's the matter?  
I have a fever.
5. What did you do?  
I went on a roller coaster.

## LESSON 1

### A Draw lines.

### B Look and write.

1. play sports
2. play video games
3. play computer games
4. play outside

### C Look and circle.

1. Circle "shouldn't"
2. Circle "should"
3. Circle "shouldn't"

### D Look and write.

1. You should play outside.
2. You shouldn't play video games too much/all the time.
3. You shouldn't play computer games too much/all the time.
4. You should play sports.

## LESSON 2

### A Look and write.

1. play baseball
2. play tennis
3. go bowling
4. play table tennis

### B What's next? Look and write.

1. play table tennis
2. go bowling
3. play baseball
4. play tennis

### C Look and complete the sentences.

1. What are you going to do, Jill?  
I'm going to play table tennis with Sue.
2. What are you going to do, Bill?  
I'm going to go bowling with Ben.
3. What are you going to do, Lucy?  
I'm going to play badminton with Tom.

### D Look and complete the sentences.

1. Tom: What are you going to do, Jane?  
Jane: I'm going to play tennis with Nick.
2. Alfie: What are you going to do, Bill?  
Bill: I'm going to go bowling with Ben.
3. Tom: What are you going to do, Peter?  
Peter: I'm going to play baseball with John.

## LESSON 3

**A** Circle the odd one out and write.

1. rarely
2. never
3. always
4. usually

**B** Look and circle.

1. sometimes
2. usually
3. never

**C** Complete the sentences.

1. I usually eat pizza after school.
2. I always play piano after school.
3. I never play volleyball.
4. I rarely go running.

**D** Look and write.

1. How often do you play tennis?  
I never play tennis.
2. How often do you play volleyball?  
I rarely play volleyball.
3. How often do you eat fruit?  
I sometimes eat fruit for lunch.
4. How often do you play the piano?  
I usually play the piano after school.

## LESSON 4

**A** Unscramble and write.

1. back
2. neck
3. elbow
4. ankle
5. shoulder

**B** Look and tick (✓).

1. neck
2. ankle
3. elbow
4. back

**C** Look and read. Complete the sentences.

1. I jumped and hurt my ankle.
2. He fell in the mud and hurt his back.
3. He hit a tree and hurt his hand.

**D** Look and write.

1. What happened?  
A coconut fell and he hurt his neck.
2. What happened?  
He hit a tree and hurt his hand.
3. What happened?  
He jumped and hurt his ankle.
4. What happened?  
He fell in the mud and hurt his back.

## LESSON 5

.....

**A** Look and write.

1. kick
2. punch
3. move
4. fast
5. hard
6. well

.....

**B** Read and answer the questions.

1. What do you have to do to do well in sports?  
To do well in sports, you have to practice every day.
2. To play tennis well, what do you have to do?  
To play tennis well, you have to run fast and hit the ball hard to win against the other player.
3. To be good at volleyball, what do you have to do?  
To be good at volleyball, you have to move fast and jump high in the air to catch the ball. You also have to use your hands to hit the ball hard.

.....

**C** Read the story and write some words to complete the sentences.

1. Vietnam's martial art is Vovinam.
2. In 'Don Chan', you have to jump high in the air to put your legs around the other player's head and pull him suddenly to the ground.
3. You also learn kicks and hits in Vovinam.
4. You have to move very fast.
5. To win against the other player, you have to kick each other very hard too.

.....

**D** Look and write.

1. To play soccer well, you have to kick a ball hard.
2. To play basketball well, you have to move fast.
3. To play baseball well, you have to hit a ball hard.

## LESSON 6

.....

**A** Read and circle.

1. Circle "play tennis"
2. Circle "always"
3. Circle "fell in the mud and hurt my back"
4. Circle "jumped and hurt my ankle."

.....

**B** Look and read. Tick (✓) the correct box.

1. I should play outside. It's a beautiful day. ✓
2. I jumped and hurt my ankle. ✓
3. She never plays basketball. ✓
4. He's going to go bowling with Ben. ✓



## LESSON 1

### A Write and match.

- 4 (nine) o'clock
- 3 half past (seven)
- 5 morning
- 1 afternoon
- 2 evening

### B Circle.

1. Circle "morning"
2. Circle "evening"
3. Circle "half past (seven)"
4. Circle "(nine) o'clock"

### C Write the words.

1. evening
2. half past (seven)
3. (nine) o'clock
4. morning
5. afternoon

### D Look and write.

1. Tom: What time is your music lesson?  
Lucy: It's at eight o'clock in the morning.
2. Tom: What time is your dance lesson?  
Lucy: It's at 2 o'clock in the afternoon.
3. Tom: What time is your piano lesson?  
Lucy: It's at 6 o'clock in the evening.
4. Tom: What time is your guitar lesson?  
Lucy: It's at 7 o'clock in the evening.
5. Tom: What time is your singing lesson?  
Lucy: It's at half past three in the afternoon.
6. Tom: What time is your art lesson?  
Lucy: It's at half past ten in the morning.

## LESSON 2

### A Draw lines.

### B Write the words.

1. sixth
2. ninth
3. second
4. tenth

### C Draw lines.

### D Look and write.

1. When's Children's Day?  
It's on June 1st.
2. When's the next band practice?  
It's on September 23rd.
3. When's Peter's birthday?  
It's on January 17th.
4. When's the singing lesson?  
It's on December 25th.

## LESSON 3

### A Look and write.

1. yesterday
2. last weekend
3. last year
4. last week
5. last month

### B Look and write.

Down

1. last week
2. yesterday

Across

3. last year
4. last weekend
5. last month

### C Look and write.

1. I went to the beach last weekend.  
How was it?  
It was great/awesome.
2. We went to the movie theater yesterday.  
How was it?  
It was great/awesome/fun.
3. We went to the restaurant last week.  
How was it?  
It was great/awesome/fun.
4. I went to the museum last year.  
How was it?  
It was great/awesome/fun.
5. We went to the bookstore last week.  
How was it?  
It was great/awesome/fun.
6. We went to the zoo last month.  
How was it?  
It was great/awesome/fun.

## LESSON 4

### A Look and circle.

1. Circle "tomorrow"
2. Circle "next week"
3. Circle "next weekend"
4. Circle "next month"
5. Circle "next year"

### B Write the words.

1. next month
2. next year
3. next week
4. tomorrow
5. next weekend

### C Look and write.

1. Tom: What are you going to do tomorrow?  
Ann: I'm going to make Alfie a cake.
2. Mai: What are you going to do next month?  
Lucy: I'm going to go to the restaurant.
3. Vinh: What are you going to do next week?  
Ben: I'm going to go to the bookstore.
4. Charlie: What are you going to do next weekend?  
Bill: I'm going to go to the beach.
5. Jane: What are you going to do next year?  
Daisy: I'm going to go to Sapa.

**LESSON 5**

.....

**A** Look and write.

- 1. battle
- 2. return
- 3. sword
- 4. king
- 5. give
- 6. find

.....

**B** Read the Reading again and circle "True" or "False".

- 1. False
- 2. True
- 3. False
- 4. True

.....

**C** Read and fill in the blanks.

- 1. find
- 2. gave
- 3. sword
- 4. returned

.....

**D** Look and write the story "The Lake of the Returned Sword".

- 1. A long time ago, a fisherman found a sword in a lake.
- 2. Then, he gave the sword to a man called Le Loi.
- 3. Next, Le Loi won many battles.
- 4. After that, he became king.
- 5. Finally, a big turtle asked Le Loi to return the sword to the Dragon King.

**LESSON 6**

.....

**A** Read and write "Yes" or "No".

- 1. No
- 2. No
- 3. Yes
- 4. Yes
- 5. No

.....

**B** Look and read. Complete the sentences.

- 1. What are you going to do tomorrow?  
I'm going to go camping tomorrow.
- 2. When's Children's Day?  
It's on June 1st.
- 3. What time is your guitar lesson?  
It's at seven o'clock in the evening.
- 4. We went to a restaurant last week.  
How was it?  
It was awesome.

.....

**C** What about you? Write your answer.

Student's own answer.

## LESSON 1

.....

### A Look and circle.

1. Circle "Vietnam"
2. Circle "the USA"
3. Circle "the UK"
4. Circle "China"
5. Circle "Japan"
5. Circle "Singapore"

.....

### B Write the words.

1. American
2. Vietnamese
3. Chinese
4. British
5. Singaporean
6. Japanese

.....

### C Look and read. Put a tick (✓) or a cross (×) in the box.

1.
2.
3.

.....

### D Look and write.

1. Where's he from?  
He's from the UK. He's British.
2. Where's he from?  
He's from the USA. He's American.
3. Where's he from?  
He's from Japan. He's Japanese.
4. Where's she from?  
She's from Singapore. She's Singaporean.

## LESSON 2

.....

### A Look and complete the words.

1. mountain
2. river
3. forest
4. beach
5. desert

.....

### B Look and write.

- |           |             |
|-----------|-------------|
| Across    | Down        |
| 3. forest | 1. mountain |
| 4. desert | 2. beach    |
| 5. river  |             |

.....

### C Look at the table and complete the sentences.

1. What's Vietnam like?  
It has beautiful beaches, forests and mountains.
2. What's the USA like?  
It has beautiful mountains, deserts and forests.
3. What's China like?  
It has beautiful mountains, lakes and rivers.
4. What's the UK like?  
It has beautiful beaches, lakes and forests.
5. What's Japan like?  
It has beautiful beaches, mountains and lakes.

## LESSON 3

**A** Look and tick (✓).

- 1. spring
- 2. fall
- 3. winter
- 4. summer

**B** Unscramble and write.

- 1. fall
- 2. summer
- 3. winter
- 4. spring

**C** Look and circle.

- 1. Circle "the UK" "spring" "rainy"
- 2. Circle "China" "fall" "cloudy"
- 3. Circle "Japan" "summer" "sunny"
- 4. Circle "The USA" "winter" "snowy"

**D** Look and write.

- 1. What's the weather like in the USA?  
In the winter, it's snowy.
- 2. What's the weather like in China?  
In the fall, it's cloudy.
- 3. What's the weather like in Japan?  
In the summer, it's sunny.
- 4. What's the weather like in the UK?  
In the spring, it's rainy.

## LESSON 4

**A** Look and complete the words.

- 1. peaceful
- 2. exciting
- 3. noisy
- 4. village
- 5. city
- 6. quiet

**B** Look and write.

- |            |             |
|------------|-------------|
| Across     | Down        |
| 3. quiet   | 1. noisy    |
| 4. city    | 2. peaceful |
| 5. village |             |

**C** Look and circle.


- 1. Circle "city" "exciting"
- 2. Circle "city" "noisy"
- 3. Circle "village" "quiet"

**D** Look and write.

- 1. Where do you live?  
I live in a village.  
What's it like?  
It's peaceful.
- 2. Where do you live?  
I live in a city.  
What's it like?  
It's exciting.
- 3. Where do you live?  
I live in a city.  
What's it like?  
It's noisy.

## LESSON 5

**A** Look and circle.



**B** Read and fill in the blanks.

1. skin
2. short
3. fair
4. British
5. friends

**C** Read **B** again and circle "True" or "False".

1. True
2. False
3. True
4. False

**D** Look and write.

1. Jack's from Singapore.  
He has short, dark hair and brown skin.
2. Linh's from Vietnam.  
She has long, dark hair and black eyes.
3. Tony's from the USA.  
He has short, blond hair and fair skin.
4. Emma's from Canada.  
She has curly, brown hair and dark skin.
5. Julie's from the UK.  
She has long, blond hair, blue eyes and fair skin.

## LESSON 6

**A** Look and read. Put a tick (✓) or a cross (✗) in the box.

1.
2.
3.
4.
5.

**B** Look at the pictures and read the questions. Write the answers.

1. What's Vietnam like?  
It has beautiful mountains, beaches and forests.
2. What's the weather like in China?  
In the fall, it's cloudy.
3. Where's he from?  
He's from the USA. He's American.
4. Where's he from?  
He's from Japan. He's Japanese.

## LESSON 1

### A Unscramble and draw lines.

1. candy store

2. library

3. stadium

4. arcade

5. café

6. souvenir store

The illustrations are: 1. Library (bookshelves), 2. Souvenir store (shop with items), 3. Candy store (candy jars), 4. Café (people sitting at a table), 5. Arcade (video games), 6. Stadium (baseball field).

Connections: 1 (candy store) connects to 3 (candy store). 2 (library) connects to 1 (library). 3 (stadium) connects to 6 (stadium). 4 (arcade) connects to 5 (arcade). 5 (café) connects to 4 (café). 6 (souvenir store) connects to 2 (souvenir store).

### B Follow the lines and write.

1. First, we're going to the arcade.
2. Next, we're going to the souvenir store.
3. Next, we're going to the stadium.
4. After that, we're going to the library.

### C Look and write.

1. Where are we going first?  
First, we're going to the café.
2. Where are we going next?  
Next, we're going to the museum.
3. Where are we going after that?  
After that, we're going to the candy store.

## LESSON 2

### A Look and circle.

1. roprojorubbuy
2. landadreadsihf
3. khwatcheptw
4. dplayassesin
5. posciseeathytlk

### B Draw lines.

1. buy
2. drink
3. watch
4. eat

movies  
a hamburger  
orange juice  
toys

Connections: 1 (buy) connects to 4 (toys). 2 (drink) connects to 3 (orange juice). 3 (watch) connects to 1 (movies). 4 (eat) connects to 2 (hamburger).

### C Read and put a tick (✓) or a cross (×) in the box.

1. ✓
2. ×
3. ✓

### D Look and write.

1. Why do you want to go to the toy store?  
Because I want to buy toys.
2. Why do you want to go to the ice cream shop?  
Because I want to eat ice cream.
3. Why do you want to go to the movie theater?  
Because I want to watch movies.

## LESSON 3

### A Draw lines.

1 in front of

2 opposite

3 behind

4 near

5 between

6 next to

### B Look and write.

- Where's the library?  
It's between the candy store and the arcade.
- Where's the movie theater?  
It's opposite the campsite./It's opposite the park.
- Where's the hospital?  
It's opposite the zoo./It's near the hotel.
- Where's the zoo?  
It's opposite the hospital./It's opposite the ice cream shop.
- Where's the hotel?  
It's opposite the park./It's near the hospital.

## LESSON 4

### A Look and circle.

- address
- house number
- street name
- email
- at
- dot

### B Read and write the complete email.

- daisyk@abc.com
- jackb@123.com.uk
- akiko@abc.jn

### C Look and write.

- Tom: What's your address?  
Cody: It's 18 Blue Street, Oak Town, the UK.
- Tom: What's your address?  
Jim: It's 125 Oak Street, Vinewood, the USA.
- Tom: What's your address?  
Mary: It's 39, Water Street, River Town, Canada.

### D What about you? Write the answers.

Student's own answers.



## LESSON 5

**A** Look and write.

1. waterfall
2. pagoda
3. waterpark
4. national park
5. cable car
6. aquarium

**B** Read and circle "True" or "False".

1. False
2. True
3. True
4. False

**C** Look and write.

1. First, I'm going to go to Hoan Kiem lake.
2. Next, I'm going to go to Cat Ba national park.
3. Next, I'm going to go to Long Bien bridge.
4. After that, I'm going to go to Dong Xuan market.

## LESSON 6

**A** Read the text and choose the best answer.  
Toby is talking to his friend Mary.

1. B. Because I want to watch football.
2. C. It's opposite the school.
3. A . It's between the hospital and the bank.
4. C. It's 357 Blue Street, the USA.
5. A. I'm going to visit my grandparents.

**B** Look at the pictures and read the questions.  
Write the answers.

1. Because I want to buy toys.
2. It's next to the school.
3. We're going to go to the arcade.
4. It's opposite the café.
5. It's between the arcade and the library.

## LESSON 1

### A Look and write.

1. firefighter
2. dentist
3. engineer
4. farmer
5. police officer
6. writer

### B Unscramble the words and draw lines.

<ol style="list-style-type: none"> <li>1 dentist</li> <li>2 writer</li> <li>3 engineer</li> <li>4 firefighter</li> </ol>	
--	--

### C Alfie's asking Peter about his family members. Look and complete the sentences.

1. Alfie: What does your father do?  
Peter: He's a firefighter.
2. Alfie: What does your mother do?  
Peter: She's a police officer.
3. Alfie: What does your uncle do?  
Peter: He's a farmer.
4. Alfie: What does your brother do?  
Peter: He's an engineer.

### D Alfie's asking Lola about her family members. Look and write.

1. Alfie: What does your aunt do?  
Lola: She's a police officer.
2. Alfie: What does your father do?  
Lola: He's an engineer.
3. Alfie: What does your sister do?  
Lola: She's a dentist.
4. Alfie: What does your uncle do?  
Lola: He's a farmer.

## LESSON 2

### A Write the words.

1. wear a uniform
2. work outdoors
3. work with animals
4. work indoors
5. use a computer
6. use a vehicle

### B Circle and write.

1. work outdoors
2. use a vehicle
3. wear a uniform
4. work indoors
5. work with animals

### C Look and write.

1. Do you work outdoors?  
Yes, I do.
2. Do you use a computer?  
No, I don't.
3. Do you work with animals?  
No, I don't.

### D Look and write.

1. Do you work outdoors?  
No, I don't.
2. Do you wear a uniform?  
Yes, I do.
3. Do you use a vehicle?  
Yes, I do.
4. Do you work indoors?  
No, I don't.

## LESSON 3

### A Look and write.

1. cashier
2. security guard
3. receptionist
4. reporter
5. newspaper
6. TV station

### B What's next? Look and write.

1. reporter
2. newspaper
3. security guard
4. cashier

### C Look and circle.

1. Circle "supermarket" "security guard"
2. Circle "hotel" "receptionist"
3. Circle "TV station" "reporter"

### D Look and write.

1. Where does she work?  
She works at a bookstore.  
She's a cashier.
2. Where does he work?  
He works at a newspaper.  
He's a reporter.
3. Where does he work?  
He works at a supermarket.  
He's a security guard.
4. Where does he work?  
He works at a hotel.  
He's a receptionist.

## LESSON 4

### A Look and write.

- |             |              |
|-------------|--------------|
| Down        | Across       |
| 1. mechanic | 3. chef      |
| 2. vet      | 5. artist    |
| 4. baker    | 6. zookeeper |

### B Unscramble.

1. chef
2. vet
3. baker
4. artist
5. mechanic
6. zookeeper
7. receptionist
8. security guard

### C Draw lines.

1 I like animals, so I want to be an artist.

2 I like cooking, so I want to be a vet.

3 I like drawing, so I want to be a chef.

### C Look and write.

1. What do you want to be when you grow up?  
I like cars, so I want to be a mechanic.
2. What do you want to be when you grow up?  
I like cooking, so I want to be a chef.
3. What do you want to be when you grow up?  
I like pets, so I want to be a vet.
4. What do you want to be when you grow up?  
I like painting, so I want to be an artist.

## LESSON 5

.....

**A** Look and write.

1. rich
  2. amination
  3. animator
  4. famous
- .....

**B** Read and circle.

1. Circle "A"
  2. Circle "C"
  3. Circle "B"
- .....

**C** Look and write.

1. What's your dream job?  
I want to be a doctor because I want to help people.
  2. What's your dream job?  
I want to be an animator because I like watching cartoons.
  3. What's your dream job?  
I want to be an actor because I want to be famous.
  4. What's your dream job?  
I want to be a zookeeper because I like animals.
  5. What's your dream job?  
I want to be an artist because I like painting pictures.
- .....

**D** Write about your dream job.

Student's own answer.

## LESSON 6

.....

**A** Look and read. Choose the correct words and write them on the lines.

1. a mechanic
  2. a baker
  3. a vet
  4. a dentist
  5. a farmer
- .....

**B** Read the story. Choose a word from the box. Write the correct word next to numbers 1-4.

1. dentist
  2. engineer
  3. teacher
  4. artist
- .....

**C** Read and circle. There is one example.

1. A
2. B
3. A
4. B
5. A