

Vocabulary:

pink, gray, black, brown, paint/paints,

Structure:

What color do you want?

_____, please!

Review

1. Write the vocabulary from the previous lesson on the board.
2. Have students read the words on the board.
3. Write the structure from the previous lesson on the board.
4. Have students read the sentences on the board.
5. Have some students come to the front and practice using the vocabulary and structure in front of the class.

A Listen, point and say. 



1. Arrange the flashcards on the board, play audio and have students listen and repeat. Point to the flashcards along with the audio. Repeat several times.
2. Play audio again and have students listen, repeat and point to the pictures in their books.
3. Change the order of the flashcards, point to them individually and have students say the words, correct pronunciation when needed.

Track 100 

1. M: Pink
2. M: Gray.
3. M: Black.
4. M: Brown.
5. M: Paint/paints.

4. Play the "Guess" game.
5. Arrange the flashcards on the board and write a number under each card.
6. Have students look at the flashcards for the count of ten. Turn the flashcards over to face the board when the students are not looking.
7. Call out a number and have students take turns to guess the face down card. Turn the card over after each guess.

B 1. Listen and read. 




1. Review the story from the previous lesson "Alfie and the children were buying paint."
2. Now introduce the situation "The children are painting..."
3. Have students call out the objects and people they can see.
4. Have students listen and read.

2. Listen and circle. 

1. Play audio and demonstrate the activity using the example.
2. Play audio and have students listen and circle.
3. Play audio again and check answers as a whole class.

3. Practice the structure. 

1. Draw students' attention to the structure box.
2. Play audio and have students listen.
3. Play audio again and have students listen and repeat.

Track 101 - 102 

Narrator: The children are painting...

Narrator: Look at the pictures. Listen. There is one example.

1. Lucy: What color do you want, Tom?

Tom: Oh, gray, please!

Lucy: Here you are.

Tom: Thanks.

Narrator: Can you see the circle? This is an example.

Now listen and circle.

2. Lucy: How about you Nick. What color do you want?

Nick: Me? Black, please.

Lucy: Here you are.

Nick: Thank you.

3. Lucy: And Alfie, what color do you want?

Alfie: Brown, please!

Mai: Oh, no, Alex! (sound shock)

Ann: Eeek! Now play in the garden, please. (sound a bit angry)

STRUCTURE

What color do you want?

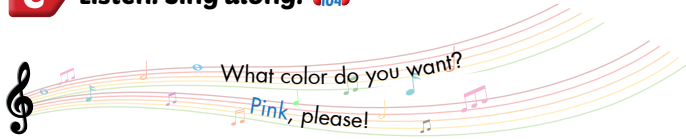
Brown, please!

Track 103 

M: What color do you want?

W: Brown, please!

C Listen. Sing along.



1. Play audio and have students listen.
2. Play audio and have students point to the pictures in part A.
3. Play audio and have students sing the song as the whole class.

Track 104

What color do you want? gray, black, brown
Pink, please!

4. Divide class into two groups. Group A: sing the questions; group B: sing the answers.
5. Swap roles and repeat.

Pronunciation tip

1. Focus attention on the example sentence, and briefly explain the focus.
2. Tell students they must listen and notice the pronunciation feature.
3. Play the audio once, and draw attention to the pronunciation feature.
4. Play the audio again. Have students listen and repeat with a focus on the feature.

Track 105

G: What color do you want?
B: What color do you want?
M: What color do you want?

PRONUNCIATION TIP

"...do you..." "...deya" or "dja"

D Practice. Point, ask and answer.

What color do you want?

Pink, please!



Practice.

1. Divide class into Group A and Group B
T: I say "What color do you want?", "brown."
Group A, you say "What color do you want?"

Group B, you say, "Brown, please!"
T: I say "What color do you want?", "blue."
Group A, you say "What color do you want?"
Group B, you say, "Blue, please!" OK?
T(to class): What color do you want?/brown.
Group A: What color do you want?
Group B: Brown, please.
T(to class): What color do you want?/blue.


Continue whole class/group/individual drills, with:

- What color do you want?/pink.
- What color do you want?/gray.
- What color do you want?/black.

Point, ask and answer.

2. Have students point to the picture of the paint and say the color.
3. Divide students into pairs.
4. Have student A point to a picture and ask "What color do you want?", have student B answer "_____, please!"
5. Swap roles and repeat.
6. Afterwards, have some pairs demonstrate in front of the class.

E Play the "Guess who" game.



1. Have one student face away from the class.
2. Have the student facing away from the class ask the question "What color do you want?"
3. Have another student answer, e.g. "Blue, please."
4. Have the student facing the board turn around and guess who answered the question.
5. Choose another student to take a turn.