

Vocabulary:

white, purple, orange, light blue, dark blue

Structure:

What's your favorite color?

I like _____.

Review

1. Write the vocabulary from the previous lesson on the board.
2. Have students read the words on the board.
3. Write the structure from the previous lesson on the board.
4. Have students read the sentences on the board.
5. Have some students come to the front and practice using the vocabulary and structure in front of the class.

A Listen, point and say. 



1. Arrange the flashcards on the board, play audio and have students listen and repeat. Point to the flashcards along with the audio. Repeat several times.
2. Play audio again and have students listen, repeat and point to the pictures in their books.
3. Change the order of the flashcards, point to them individually

Track 97 

1. M: White.
2. M: Purple.
3. M: Orange.
4. M: Light blue.
5. M: Dark blue.


and have students say the words, correct pronunciation when needed.

4. Two teams. Play the game "Heads up. What's missing?" Arrange flashcards on the board and remove one card when students are not looking. One student from each team calls out the missing flashcard.

B 1. Listen and read. 



1. Review the story from the previous lesson "The children were in the garden."
2. Now introduce the situation "The children are talking about their favorite colors..."
3. Have students call out the objects and people they can see.
4. Have students listen and read.

2. Listen and (✓) the box. 

1. Play audio and demonstrate the activity using the example.
2. Play audio and have students listen and (✓) the box.
3. Play audio again and check answers as a whole class.

3. Practice the structure. 

1. Draw students' attention to the structure box.
2. Play audio and have students listen.
3. Play audio again and have students listen and repeat.

Track 112 - 113 

Narrator: The children are talking about their favorite colors...

Narrator: Look at the pictures. Listen. There is one example.

1. Alfie: Wow, Lucy. What's your favorite color?

Lucy: My favorite color? Um, I like purple.

Narrator: Can you see the tick? This is an example.

Now listen and tick the box.

2. Alfie: And Nick? What's your favorite color?

Nick: I like orange.

Alfie: Orange?

Nick: Yeah.

3. Tom: Let's look at your picture Alfie!

Mai: Wow, nice picture. Hey! We're all blue.

Alfie: I like blue. My favorite color is dark blue.

Lucy: Oh Alfie! (kids laughing)

STRUCTURE

What's your favorite color?
I like purple.

Track 114 

M: What's your favorite color?

W: I like purple.

C Listen. Sing along. 



1. Play audio and have students listen.
2. Play audio and have students point to the pictures in part A.
3. Play audio and have students sing the song as the whole class.

Track 115 

What's your favorite color? orange, light blue,
I like white. dark blue, purple

4. Divide class into two groups. Group A: sing the questions; group B: sing the answers.
5. Swap roles and repeat.


Pronunciation tip 

1. Focus attention on the example sentence, and briefly explain the focus.
2. Tell students they must listen and notice the pronunciation feature.
3. Play the audio once, and draw attention to the pronunciation feature.
4. Play the audio again. Have students listen and repeat with a focus on the feature.

Track 116 

G: What's your favorite color?
B: What's your favorite color?
M: What's your favorite color?


PRONUNCIATION TIP 

"What's your..."  "watsyer"


D Unscramble. Practice. Point, ask and answer.


What's your favorite color?


I like purple.


1 


purple

2 

3 

4 

5 

6 

Unscramble.

1. Have students call out the colors they can see.
2. Demonstrate the activity using the example.
3. Have students unscramble the words.
4. Check answers as a whole class.

Practice.

5. Divide class into Group A and Group B
- T: I say "What's your favorite color?"; "blue."

Group A, you say "What's your favorite color?"
Group B, you say, "I like blue."
T: I say "What's your favorite color?"; "purple."
Group A, you say "What's your favorite color?"
Group B, you say, "I like purple." OK
T(to class): What's your favorite color?/blue.
Group A: What's your favorite color?
Group B: I like blue.
T(to class): What's your favorite color?/purple.


Continue whole class/group/individual drills, with:

- orange
- white
- red
- yellow
- green

Point, ask and answer.

6. Divide the class into pairs.
7. Have student A point to a picture and ask "What's your favorite color?"; have student B point to the color and answer "I like _____."
8. Swap roles and repeat.
9. Afterwards, have some pairs demonstrate in front of the class.

E Play the "Chain" game.



1. Have the students stand up.
2. Student 1 turns to student 2 and they ask and answer.
3. Student 2 turns to student 3 and they ask and answer.
4. Continue until all students have practiced.