


LISTENING Listen and tick (✓) the box.

Example



1. Have students look at the pictures and call out the objects they can see.
2. Play audio and demonstrate the activity using the example.
3. Play audio and have students listen and tick the correct box.
4. Play audio again.
5. Play audio again and check answers as a whole class.

Track 119

Narrator: Look at the pictures. Listen. There is one example.
 M: Are you cold?
 G: No, I'm not. I'm wet.
 Narrator: Can you see the tick? This is an example. Now listen and tick the box.
 1. M: How's the weather?
 G: Oh, it's very cloudy today.
 M: Cloudy?
 G: Yeah.
 2. G: Are you warm?
 B: No, I'm not. I'm quite cool.
 G: You're what?
 B: I'm cool.
 3. M: Can you hear thunder?
 G: Yes, I can. It's so loud.
 4. G: Are you wet?
 B: No, I'm not. But I'm cold.
 G: You're what?
 B: I'm very cold.
 Narrator: Now listen again.

READING & WRITING Look and read. Write Yes or No.



Example Is Tom hot? Yes

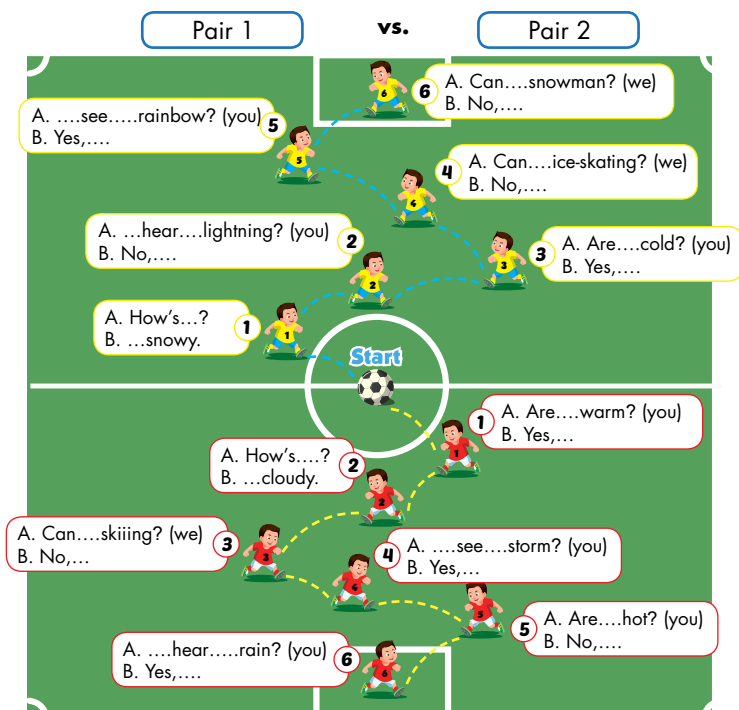
1. Is the weather sunny at the beach? _____
2. Is Lucy warm? _____
3. Is the weather snowy in the park? _____
4. Is Lucy cold? _____

1. Have students look at the picture, demonstrate writing yes or no using the example.
2. Have students look at the picture and read the statements, then write yes or no depending on whether the statement is true or false.
3. Check answers as a whole class.
4. Afterwards, have students look at the picture and say new true statements for all of the false statements.

SONG Turn to page 103. Listen. Sing along. 




1. Have students turn to page 103.
2. Read lyrics as a whole class.
3. Play audio and have students listen.
4. Play audio again and have students listen and sing along.

GAME Ask and answer. Play the "Soccer" game.



1. Divide the class into groups of 4. Divide the groups into pairs, the red team and the white team.
 2. Have students play rock, paper, scissors. The winning team will go first.
 3. Student A looks at 1 and asks the question. Student B answers. If correct, they move forward. If incorrect they remain where they are.
 4. Repeat process for the other team.
 5. After six correct answers the team scores a goal.
 6. The winners are the team that has the most goals when the game ends.
- Note: swap students roles after each turn.

I CAN...

- I can talk about the weather I can see and hear. 
- I can ask how people feel in different weather and suggest activities for cold weather. 
- I can talk about how plants grow. 

- Go through "I can" statements with students, have them color the stars to represent their understanding.
- I can talk about the weather I can see and hear.
 - I can ask how people feel in different weather and suggest activities for cold weather.
 - I can talk about how plants grow.

'Can Do' statements

1. Read out the statements and give an example for each.
2. In pairs, have students give a few more examples of each function, then briefly practice.
3. Ask students to color one, two or three stars, to show how well they can perform the tasks.
 - ★★★ = Great!
 - ★★☆ = Ok
 - ★☆☆ = Needs more study

For students with two or fewer stars, recommend that they review the theme at home, or do the Workbook or Activity Multi-ROM (if they have it).