

i-Learn

Smart Start

GRADE 5

Workbook Answer Key

Nguyễn Phương Thảo
Harry Hodge
Nguyễn Thụy Bảo Trâm

Kerry Murphy
Đặng Thị Hồng Nhung
Nguyễn Thị Ngọc Quyên

George Seale
Nguyễn Thụy Uyên Sa
Sonya Stevens-King

Project Manager: **Grant Trew**
Senior Editor: **Kerry Murphy**
Creative Supervisor: **Nguyễn Thị Ngọc Quyên**



NHÀ XUẤT BẢN
ĐẠI HỌC SƯ PHẠM TP HỒ CHÍ MINH

CONTENTS

Theme		Page
1	School	2 - 4
2	Animals	5 - 7
3	A Shopping Trip	8 - 10
4	Travel	11 - 13
5	Sports and Fitness	14 - 16
6	Time	17 - 19
7	The World Around Us	20 - 22
8	Work	23 - 25

LESSON 1

A Look and write.

1. Write the word "go camping".
2. Write the word "go to the farm".
3. Write the word "go to the beach".
4. Write the word "learn how to cook".
5. Write the word "learn how to swim".

B Circle the correct answers.

1. go camping
2. learn how to cook
3. go to the farm
4. go to the beach

C Look and write. Tick (✓) the correct sentences.

1. I learned how to cook. ✓
2. I went camping. ✓
3. I went to the farm. ✓

D Look and write.

1. Tom: What did you do in the summer?
Sue: I went camping.
2. Tom: What did you do in the summer?
Mai: I learned how to swim.
3. Tom: What did you do in the summer?
Bill: I went to the farm.

LESSON 2

A Read and match.

1. Write the letter 'A' in the box.
2. Write the letter 'E' in the box.
3. Write the letter 'D' in the box.
4. Write the letter 'C' in the box.
5. Write the letter 'B' in the box.

B Draw lines.

1. play chess
2. talk with friends
3. eat snacks

C Order the words and match.

1. They are playing chess. Write the letter 'B' in the box.
2. He is talking with friends. Write the letter 'D' in the box.
3. He is studying. Write the letter 'A' in the box.
4. They are eating snacks. Write the letter 'C' in the box.

D Look and write.

1. They're playing with friends.
2. They're playing chess.
3. They're eating snacks.
4. He's talking with friends.

LESSON 3

.....

A Look and write.

1. play badminton
2. jump rope
3. play volleyball
4. play basketball
5. play soccer

.....

B Look at the pictures. Look at the letters.
Write the words.

1. play volleyball
2. play basketball

.....

C Look and read. Circle the correct answers.

1. Circle "play volleyball" "Yes, sure".
2. Circle "play badminton" "No, thanks".
3. Circle "play basketball" "Yes, sure".

.....

D Look and write.

1. Do you want to jump rope?
Yes, sure.
2. Do you want to play volleyball?
No, thanks.
3. Do you want to play basketball?
Yes, sure.

LESSON 4

.....

A Circle.

1. Circle "martial arts".
2. Circle "tennis".
3. Circle "ballet".
4. Circle "art".
5. Circle "yoga".

.....

B Read and match.

1. Write the letter 'C' in the box.
2. Write the letter 'E' in the box.
3. Write the letter 'B' in the box.
4. Write the letter 'D' in the box.
5. Write the letter 'A' in the box.

.....

C Look and read. Complete the questions and answers.

1. Alfie: Where are you going?
Jane: I'm going to ballet class.
2. Alfie: Where are you going?
Tom: I'm going to tennis lessons.
3. Alfie: Where are you going?
Charlie: I'm going to art class.
4. Alfie: Where are you going?
Mai: I'm going to yoga class.
5. Alfie: Where are you going?
Bill: I'm going to martial arts class.

LESSON 5

A Order the words.

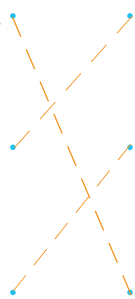
1. sing English songs
2. play English games
3. read English books
4. watch English movies

B Look and read. Tick (✓) the correct answers.

1. sing English songs ✓
2. play English games ✓
3. watch English movies ✓
4. read English books ✓

C Read and draw lines.

- 1 Why do you like learning English?
Because I like watching English movies.
- 2 Why do you like learning English?
Because I like reading English books.
- 3 Why do you like learning English?
Because I like singing English songs.



D Look and write.

1. Why do you like learning English?
Because I like watching English movies.
2. Why do you like learning English?
Because I like playing English games.
3. Why do you like learning English?
Because I like singing English songs.

LESSON 6

A Look and read. Put a tick (✓) or a cross (×) in the box.

1. ✓
2. ×
3. ×
4. ✓
5. ✓

B Look at the pictures and read the questions. Write the answers.

1. What did you do in the summer?
I learned how to cook.
2. What are they doing?
There're talking with friends.
3. Do you want to play soccer?
Yes, I do.
4. Where are you going?
I am going to martial arts class.
5. Where are you going?
I am going to ballet class.

LESSON 1

A Circle the odd one out and write.

1. Circle the picture of goat and write the word "goat".
2. Circle the picture of chicken and write the word "chicken".
3. Circle the picture of sheep and write the word "sheep".
4. Circle the picture of horse and write the word "horse".
5. Circle the picture of cow and write the word "cow".

B Look at the pictures and complete the words.

1. sheep
2. duck
3. horse
4. goat
5. chicken
6. cow

C Read and circle.


1. Circle the words "sheep" and "Yes, it is."
2. Circle the words "cow" and "No, it isn't."
3. Circle the words "chicken" and "No, it isn't."
4. Circle the words "horse" and "Yes, it is."

D Look and write.

1. Is the cow eating?
Yes, it is.
2. Is the goat running?
No, it isn't.
3. Is the horse jumping?
Yes, it is.
4. Is the duck flying?
No, it isn't.

LESSON 2

A Find and circle.



B Complete the words.

- | | |
|----------|-----------|
| 1. fish | 4. dog |
| 2. cat | 5. frog |
| 3. mouse | 6. turtle |

C Read and draw lines.

1		Do you like fish? No, I don't. I like cats.
2		Do you like mice? No, I don't. I like frogs.
3		Do you like dogs? No, I don't. I like turtles.


D What about you? Read and write the answers.

(Student's own answers.)

LESSON 3

A Draw lines.

- 1 bear
- 2 monkey
- 3 lizard
- 4 spider
- 5 snake



B Complete the words.

1. snake
2. lizard
3. bear
4. spider

C Look and read. Complete the sentences.

1. spiders.
2. monkeys.
3. bears.

D Look and write.

1. What do you want to see?
I want to see the monkeys.
2. What do you want to see?
I want to see the snakes.
3. What do you want to see?
I want to see the spiders.
4. What do you want to see?
I want to see the bears.

LESSON 4

A Circle the odd one out and write.

1. Circle the picture of tiger and write the word "tiger".
2. Circle the picture of giraffe and write the word "giraffe".
3. Circle the picture of hippo and write the word "hippo".
4. Circle the picture of crocodile and write the word "crocodile".
5. Circle the picture of elephant and write the word "elephant".

B Look and read. Put a tick (✓) or a cross (×) in the box.

1. ×
2. ✓
3. ✓
4. ×
5. ✓

C Look and write.

1. Are there elephants in the zoo?
Yes, there are.
2. Is there a giraffe in the zoo?
No, there isn't.
3. Are there tigers in the zoo?
No, there aren't.
4. Is there a zebra in the zoo?
Yes, there is.
5. Are there crocodiles in the zoo?
No, there aren't.

LESSON 5

.....

A Complete the words.

1. jungle
 2. farm
 3. house
 4. cave
 5. bat
 6. water buffalo
-

B Circle the correct words.

1. jungle
 2. farm
 3. cave
 4. house
-

C Look and read. Put a tick (✓) or a cross (×) in the box.

1. ×
 2. ✓
 3. ✓
 4. ×
-

D Look and write.

1. Where does a monkey live?
A monkey lives in a jungle.
2. Where does a water buffalo live?
A water buffalo lives on a farm.
3. Where does a dog live?
A dog lives in a house.
4. Where does a bat live?
A bat lives in a cave.

LESSON 6

.....

A Look and read. Put a tick (✓) or a cross (×) in the box.

1. ✓
 2. ×
 3. ✓
 4. ×
-

B Read and circle the correct answers.

1. What do you want to see?
I want to see the hippos.
2. What do you want to see?
I want to see the cats.
3. Are there giraffes in the zoo?
No, there aren't.
4. Is there a tiger in the zoo?
Yes, there is.

LESSON 1

A Look and write.

1. battery
2. flea market
3. phone charger
4. mobile phone
5. ringing phone

B Put the sentences in the correct order.

- 2 Hello. Can I speak to Lucy, please?
- 4 It's Daisy.
- 5 Ok. Wait a minute, please.
- 3 Who's calling, please?
- 1 Hello?

C Look and write.

1. Hi! Can I speak to Lucy, please?
Who's calling, please?
It's Jill.
Ok. Wait a minute, please.
2. Hello! Can I speak to Tom, please?
Who's calling, please?
It's Bill.
Ok. Wait a minute, please.
3. Hello! Can I speak to Sally, please?
Who's calling, please?
It's Vicky.
Ok. Wait a minute, please.

LESSON 2

A Look and write the words.

1. babysit
2. do my chores
3. do homework
4. go shopping

B Look and read. Tick (✓) the correct answers.

- | | |
|------------------|-------------------------------------|
| 1. babysit | <input checked="" type="checkbox"/> |
| 2. do my chores | <input checked="" type="checkbox"/> |
| 3. go shopping | <input checked="" type="checkbox"/> |
| 4. clean my room | <input checked="" type="checkbox"/> |

C Look and write the correct sentences.

1. Do you want to go to the park?
That sounds awesome!
2. Do you want to go to the flea market?
Sorry, I can't. I have to do my chores.
3. Do you want to go to the park?
Sorry, I can't. I have to babysit my brother.

D Look and write.

1. Do you want to to the zoo?
That sounds great!
2. Do you want to go to the playground?
Sorry, I can't. I have to do my homework.
3. Do you want to go to the bakery?
That sounds great!
4. Do you want to go to the supermarket?
Sorry, I can't. I have to do my chores.

LESSON 3

A Unscramble the words and draw lines.

1. turn right
2. corner
3. traffic lights
4. stop sign

B Write the words.

1. turn right
2. turn left
3. corner
4. traffic lights
5. go straight
6. stop sign

C Complete the sentences.

1. Excuse me, how do I get to the flea market?
Turn right at the traffic lights.
2. Excuse me, how do I get to the zoo?
Go straight along Red Street.
3. Excuse me, how do I get to the bookstore?
Turn right at the corner.
4. Excuse me, how do I get to the bakery?
Turn left at the traffic lights.

D Look and write.

1. How do I get the flea market?
Turn right at the traffic lights.
2. How do I get to the museum?
Go straight along Main Street.
3. How do I get to the bakery?
Turn left at the corner.
4. How do I get to the playground?
Go straight along Oak Street.

LESSON 4

A Write and match.

- 5 hat
- 3 T-shirt
- 4 scarf
- 6 dress
- 1 cheap
- 2 expensive

B Look and write.

Across

4. expensive
5. scarf

Down

1. cheap
2. dress
3. T-shirt

C Circle the correct words.

1. Circle the "dress".
Circle the "expensive".
2. Circle the "hat".
Circle the "cheap".
3. Circle the "T-shirt".
Circle the "expensive".

D Look and write.

1. Lucy: How much is the hat?
Jill: It's 6 dollars.
Lucy: It's cheap.
2. Ben: How much is the scarf?
Nick: It's 12 dollars.
Ben: It's expensive.
3. Jack: How much is the T-shirt?
Sam: It's 40 dollars.
Jack: It's cheap.
4. Jane: How much is the dress?
Daisy: It's 100 dollars.
Jane: It's expensive.

LESSON 5

.....

A Look and write.

1. watermelon
2. haircut
3. new clothes
4. decorations
5. flower market

.....

B Read and circle True or False.

1. True
2. False
3. True
4. False
5. True

.....

C Read and draw lines.

1. Before Tet, I get a haircut.
2. During Tet, I visit my family.
3. Before Tet, I watch fireworks.
4. During Tet, I get lucky money.
5. Before Tet, I sweep the floor.

.....

D What about you? Write your answer.

(Student's own answer.)

LESSON 6

.....

A Read and circle the correct answers. There is one example.

1. Circle "B".
2. Circle "A".
3. Circle "A".
4. Circle "A".

.....

B Look and read. Put a tick (✓) or a cross (x) in the box.

1.
2.
3.
4.
5.
6.

LESSON 1






A What's next? Look and write.

1. swimming pool
2. amusement park
3. grandparents' house
4. movies
5. museum

B Look and write.

1. grandparents' house
2. swimming pool
3. amusement park
4. museum

C Draw lines.

<ol style="list-style-type: none"> 1  Where are you going to go, Jane? 2  Where are you going to go, Bill? 3  Where are you going to go, Daisy? 4  Where are you going to go, Charlie? 		<p>I'm going to go to the museum.</p> <p>I'm going to go to my grandparents' house.</p> <p>I'm going to go to the movies.</p> <p>I'm going to go to the swimming pool.</p>
--	---	--

D Look and write.

1. Where are you going to go?
I'm going to go to the museum.
2. Where are you going to go?
I'm going to go to the swimming pool.
3. Where are you going to go?
I'm going to go to my grandparents' house.
4. Where are you going to go?
I'm going to go to the movies.

LESSON 2

A Circle.

1. Circle "pizza".
2. Circle "juice".
3. Circle "hamburger".
4. Circle "sandwich".
5. Circle "milkshake".

B Look and write.

Across

1. milkshake

Down

2. hamburger
3. sandwich
4. pizza
5. juice

C Write the sentences.

1. What would you like to eat?
I'd like a hamburger, please.
2. What would you like to eat?
I'd like a pizza, please.
3. What would you like to drink?
I'd like an orange juice, please.

D Look and write.

1. What would you like to drink?
I'd like an orange juice, please.
2. What would you like to eat?
I'd like a hamburger, please.
3. What would you like to eat?
I'd like a sandwich, please.
4. What would you like to eat?
I'd like a pizza, please.

LESSON 3

.....

A Write the words.

1. sick
2. dizzy
3. stomach ache
4. headache
5. fever
6. cold

.....

B What's next? Look and write.

1. fever
2. stomach ache
3. cold
4. dizzy

.....

C Circle the correct answers.

1. Circle "I have a headache."
2. Circle "I feel dizzy."
3. Circle "I feel sick."
4. Circle "I have a cold."

.....

D Look and write.

1. What's the matter?
I feel sick.
2. What's the matter?
I have a fever.
3. What's the matter?
I have a cold.
4. What's the matter?
I have a stomach ache.

LESSON 4

.....

A Look and write.

1. restaurant
2. costume
3. roller coaster
4. water slide

.....

B Look and write.

- | | |
|-------------------|----------------|
| Across | Down |
| 3. roller coaster | 1. water slide |
| 4. restaurant | 2. costume |

.....

C Write the sentences.

First, we went to a restaurant.
Then, we went on a roller coaster.
Finally, we went on a water slide.


.....

D Look and write.

1. First, we went to a bookstore.
2. Then, we went to an ice-cream shop.
3. Then, we went to a bakery.
4. Finally, we went to a playground.

LESSON 5

A Find and circle.



B Read the story. Write some words to complete the sentences about the story. You can use 1, 2 or 3 words.

- by taxi
- ride a motorbike
- catch a bus
- by plane

C Look and write.

- A: How can I go to the museum?
B: You can go there by taxi.
- A: How can I go to the amusement park?
B: You can go there by bus.
- A: How can I go to the movies?
B: You can go there by motorbike.
- A: How can I go to the restaurant?
B: You can go there by car.
- A: How can I go to the zoo?
B: You can go there by train.
- A: How can I go to the beach?
B: You can go there by plane.

LESSON 6

A Look at the pictures. Look at the letters. Write the words.

- hamburger
- roller coaster
- stomach ache
- milkshake
- swimming pool
- headache





B Look and read. Write the correct answers.

- What are you going to go?
I'm going to go to the movies.
- Where's he going to go?
He's going to go to the swimming pool.
- What would you like to eat?
I'd like a sandwich, please.
- What's the matter?
I have a fever.
- What did you do?
I went on a roller coaster.

LESSON 1

.....

A Draw lines.

<p>1 </p> <p>2 </p> <p>3 </p> <p>4 </p>	<p>play computer games</p> <p>watch TV</p> <p>play video games</p> <p>play mobile games</p>
---	---

.....

B Look and write.

1. play sports
2. play video games
3. play computer games
4. play outside

.....

C Circle the correct words.

1. Circle "shouldn't".
2. Circle "should".
3. Circle "shouldn't".

.....

D Look and write.

1. You should play outside.
2. You shouldn't play video games too much/all the time.
3. You shouldn't play computer games too much/all the time.
4. You should play sports.

LESSON 2

.....

A Look and write.

1. play baseball
2. play tennis
3. go bowling
4. play table tennis

.....

B What's next? Look and write.

1. play table tennis
2. go bowling
3. play baseball
4. play tennis

.....

C Look and complete the sentences.

1. What are you going to do, Jill?
I'm going to play table tennis with Sue.
2. What are you going to do, Bill?
I'm going to go bowling with Ben.
3. What are you going to do, Lucy?
I'm going to play badminton with Tom.

.....

D Look and complete the sentences.

1. Tom: What are you going to do, Jane?
Jane: I'm going to play tennis with Nick.
2. Alfie: What are you going to do, Bill?
Bill: I'm going to go bowling with Ben.
3. Tom: What are you going to do, Peter?
Peter: I'm going to play baseball with Tom.

LESSON 3

.....

A Circle the odd one out and write.

1. Circle the picture of rarely and write the word "rarely".
 2. Circle the picture of never and write the word "never".
 3. Circle the picture of always and write the word "always".
 4. Circle the picture of usually and write the word "usually".
-

B Look and circle the correct words.

1. Circle "sometimes".
 2. Circle "usually".
 3. Circle "never".
-

C Complete the sentences.

1. I usually eat pizza after school.
 2. I always play piano after school.
 3. I never play volleyball.
 4. I rarely go running.
-

D Look and write.

1. How often do you play tennis?
I never play tennis.
2. How often do you play volleyball?
I rarely play volleyball.
3. How often do you eat fruit?
I sometimes eat fruit for lunch.
4. How often do you play piano?
I usually play piano after school.

LESSON 4

.....

A Look at the pictures. Look at the letters.
Write the words.

1. back
 2. neck
 3. elbow
 4. ankle
 5. shoulder
-

B Look and read. Tick (✓) the correct box.

1. neck
 2. ankle
 3. elbow
 4. back
-

C Look and read. Complete the sentences.

1. I jumped and hurt my ankle.
 2. He fell in the mud and hurt his back.
 3. He hit a tree and hurt his hand.
-

D Look and write.

1. What happened?
A coconut fell and he hurt his neck.
2. What happened?
He hit a tree and hurt his hand.
3. What happened?
He jumped and hurt his ankle.
4. What happened?
He fell in the mud and hurt his back.

LESSON 5

.....

A Look and write.

1. kick
2. hit
3. move
4. fast
5. hard
6. well

.....

B Read and answer the questions.

1. To do well in sports, you have to practice every day.
2. To play tennis well, you have to run fast and hit the ball hard.
3. To be good at volleyball, you have to move fast and jump high in the air to catch the ball.

.....

C Read the story and write some words to complete the sentences.

1. Vovinam
2. jump
3. hits
4. fast
5. hard

.....

D Look and write.

1. To play soccer well, you have to kick a ball hard.
2. To play basketball well, you have to move fast.
3. To play baseball well, you have to hit a ball hard.

LESSON 6

.....

A Read and circle the correct answers.

1. Circle "play tennis".
2. Circle "always".
3. Circle "fell in the mud and hurt my back".
4. Circle "jumped and hurt my ankle".

.....

B Look and read. Tick (✓) the correct box.

1. I should play outside. It's a beautiful day. ✓
2. I jumped and hurt my ankle. ✓
3. She never plays basketball. ✓
4. He's going to go bowling with Ben. ✓

LESSON 1

A Write and match.

- ④ (nine) o'clock
- ③ half past (seven)
- ⑤ morning
- ① afternoon
- ② evening

B Circle.

1. Circle "morning".
2. Circle "evening".
3. Circle "half past (seven)".
4. Circle "(nine) o'clock".

C Write the words.

1. evening
2. half past (seven)
3. (nine) o'clock
4. morning
5. afternoon

D Look and write.

1. Tom: What time is your music lesson?
Lucy: It's at eight o'clock in the morning.
2. Tom: What time is your dance lesson?
Lucy: It's at 2 o'clock in the afternoon.
3. Tom: What time is your piano lesson?
Lucy: It's at 6 o'clock in the evening.
4. Tom: What time is your guitar lesson?
Lucy: It's at 7 o'clock in the evening.
5. Tom: What time is your singing lesson?
Lucy: It's at half past three in the afternoon.
6. Tom: What time is your art lesson?
Lucy: It's at half past ten in the morning.

LESSON 2

A Draw lines.

B Write the words.

1. sixth
2. ninth
3. second
4. tenth

C Draw lines.

D Look and write.

1. When's Children's Day?
It's on June 1st.
2. When's the next band practice?
It's on September 23rd.
3. When's Peter's birthday?
It's on January 17th.
4. When's the singing lesson?
It's on December 25th.

LESSON 3

A Look and write.

1. yesterday
2. last weekend
3. last year
4. last week
5. last month

B Look and write.

Down

1. last week
2. yesterday

Across

3. last year
4. last weekend
5. last month

C Look and write.

1. I went to the beach last weekend.
How was it?
It was great/awesome.
2. We went to the movies yesterday.
How was it?
It was great/awesome/fun.
3. We went to a restaurant last week.
How was it?
It was great/awesome/fun.
4. I went to a museum last year.
How was it?
It was great/awesome/fun.
5. We went to a bookstore last week.
How was it?
It was great/awesome/fun.
6. We went to a zoo last month.
How was it?
It was great/awesome/fun.

LESSON 4

A Circle the correct words.

1. Circle "tomorrow".
2. Circle "next week".
3. Circle "next weekend".
4. Circle "next month".
5. Circle "next year".

B Write the words.

1. next month
2. next year
3. next week
4. tomorrow
5. next weekend

C Look and write.

1. Tom: What are you going to do tomorrow?
Ann: I'm going to make Alfie a cake.
2. Mai: What are you going to do next month?
Lucy: I'm going to go to a restaurant.
3. Vinh: What are you going to do next week?
Ben: I'm going to go to a bookstore.
4. Charlie: What are you going to do next weekend?
Bill: I'm going to go to the beach.
5. Jane: What are you going to do next year?
Daisy: I'm going to go to Sapa.

LESSON 5

.....

A Look and complete the words.

1. born
2. die
3. general
4. princess
5. married

.....

B Read and fill in the blanks.

1. born
2. general
3. married
4. won
5. king
6. died

.....

C Read **B** again and circle True or False.

1. False
2. True
3. False
4. True
5. False

.....

D Look at the timelines and write.

1. He was born in 897 in the North of Vietnam.
2. He got married in 931.
3. He won the battle of Bach Dang River in 938.
4. She was born in 1289.
5. She got married in 1306.
6. She died in 1330.

LESSON 6

.....

A Read and write Yes or No.

1. No
2. No
3. Yes
4. Yes
5. No

.....

B Look and read. Complete the sentences.

1. What are you going to do tomorrow?
I'm going to go camping tomorrow.
2. When's Children's Day?
It's on June 1st.
3. What time is your guitar lesson?
It's at 1 o'clock in the afternoon.
4. We went to a restaurant last week.
How was it?
It was awesome.

.....

C What about you? Write your answer.

Student's own answer.

LESSON 1

.....

A Circle the correct words.

1. Circle "Vietnam".
2. Circle "the USA".
3. Circle "the UK".
4. Circle "China".
5. Circle "Japan".
5. Circle "Singapore".

.....

B Write the words.

1. American
2. Vietnamese
3. Chinese
4. British
5. Singaporean
6. Japanese

.....

C Look and read. Put a tick (✓) or a cross (✗) in the box.

1.
2.
3.

.....

D Look and write.

1. Where's he from?
He's from the UK. He's British.
2. Where's he from?
He's from the USA. He's American.
3. Where's he from?
He's from Japan. He's Japanese.
4. Where's she from?
She's from Singapore. She's Singaporean.

LESSON 2

.....

A Complete the words.

1. mountain
2. river
3. forest
4. beach
5. desert

.....

B Look and write the words.

- | | |
|---------------|-------------|
| Across | Down |
| 2. forest | 1. mountain |
| 3. desert | 4. beach |
| 5. river | |

.....

C Look at the table and complete the sentences.

1. What's Vietnam like?
It has beautiful beaches, forests and mountains.
2. What's the USA like?
It has beautiful mountains, deserts and forests.
3. What's China like?
It has beautiful mountains, lakes and rivers.
4. What's the UK like?
It has beautiful beaches, lakes and forests.
5. What's Japan like?
It has beautiful beaches, mountains and lakes.

LESSON 3

A Look and read. Tick (✓) the correct box.

- | | |
|-----------|-------------------------------------|
| 1. spring | <input checked="" type="checkbox"/> |
| 2. fall | <input checked="" type="checkbox"/> |
| 3. winter | <input checked="" type="checkbox"/> |
| 4. summer | <input checked="" type="checkbox"/> |

B Look at the pictures. Look at the letters.
Write the words.

- fall
- summer
- winter
- spring

C Read and circle.

- Circle "the UK" "spring" "rainy".
- Circle "China" "fall" "cloudy".
- Circle "Japan" "summer" "sunny".
- Circle "the USA" "winter" "snowy".

D Look and write.

- What's the weather like in the USA?
In the winter, it's snowy.
- What's the weather like in China?
In the fall, it's cloudy.
- What's the weather like in Japan?
In the summer, it's sunny.
- What's the weather like in the UK?
In the spring, it's rainy.

LESSON 4

A Complete the words.

- peaceful
- exciting
- noisy
- village
- city
- quiet

B Look and write

Across

- quiet
- city
- village

Down

- noisy
- peaceful

C Read and circle the correct words.

- Circle "city" "exciting".
- Circle "city" "noisy".
- Circle "village" "quiet".

D Look and write.

- Where do you live?
I live in a village.
What's it like?
It's peaceful.
- Where do you live?
I live in a city.
What's it like?
It's exciting.
- Where do you live?
I live in a city.
What's it like?
It's noisy.

LESSON 5

A Look and complete the words.

1. festival
2. fashion show
3. play
4. gift
5. flower

B Read and circle True or False.

1. True
2. False
3. False
4. True

C Read **B** again and answer the questions.

1. They give flowers and put on shows.
2. It's the Tuesday of the first full week of May is the Teacher's Day.
3. In South Korea, students visit their teachers and give them flowers.
4. It's on November 20th.

D Look at the chart and answer the questions.

1. They give food to the poor people for Harvest festival in the UK.
2. They act in a play and put on a fashion show for Cultural Day in Japan.
3. They give gifts and flowers for Teacher's Day in Indonesia.

LESSON 6

A Look and read. Put a tick (✓) or a cross (✗) in the box.

1.
2.
3.
4.
5.

B Look at the pictures and read the questions. Write the answers.

1. What's Vietnam like?
It has beautiful mountains, beaches and forests.
2. What's the weather like in China?
In the fall, it's cloudy.
3. Where's he from?
He's from the USA.
4. Where's he from?
He's from Japan. He's Japanese.

LESSON 1

A Write the words.

1. firefighter
2. dentist
3. engineer
4. farmer
5. police officer
6. writer

B Unscramble the words and draw lines.

1 n t s i d e	2 r t i w r e	3 e n r e i g e n	4 i r t g f e r h e i f
_____ dentist _____	_____ writer _____	_____ engineer _____	_____ firefighter _____

Dashed lines connect the scrambled words to the correct professions: 1 to firefighter, 2 to dentist, 3 to engineer, 4 to writer.

C Alfie's asking Peter about his family members. Complete the sentences.

1. Alfie: What does your father do?
Peter: He's a firefighter.
2. Alfie: What does your mother do?
Peter: She's a police officer.
3. Alfie: What does your uncle do?
Peter: He's a farmer.
4. Alfie: What does your brother do?
Peter: He's an engineer.

D Alfie's asking Lola about her family members. Look and write.

1. Alfie: What does your aunt do?
Lola: She's a police officer.
2. Alfie: What does your father do?
Lola: He's an engineer.
3. Alfie: What does your sister do?
Lola: She's a dentist.
4. Alfie: What does your uncle do?
Lola: He's a farmer.

LESSON 2

A Write the words.

- | | |
|----------------------|----------------------|
| 1. wear a uniform | 1. work outdoors |
| 2. work outdoors | 2. use a vehicle |
| 3. work with animals | 3. wear a uniform |
| 4. work indoors | 4. work indoors |
| 5. use a computer | 5. work with animals |
| 6. use a vehicle | |

B Circle and write.

1	thworkorg, yroutdoorsrkorg	work outdoors
2	jeukusew, khja, grvehiclefao	use a vehicle
3	norwearf, efga, fguniformwe	wear a uniform
4	ujworkhog, yrhsindoorsfhfs	work indoor
5	norworkf, kwith, fganimals	work with animals

C Put the words in the correct order.

1. Do you work outdoors?
Yes, I do.
2. Do you use a computer?
No, I don't.
3. Do you work with animals?
No, I don't.

D Look and write.

1. Do you work outdoors?
No, I don't.
2. Do you wear a uniform?
Yes, I do.
3. Do you use a vehicle?
Yes, I do.
4. Do you work indoors?
No, I don't.

LESSON 3

A Write the words.

1. cashier
2. security guard
3. receptionist
4. reporter
5. newspaper
6. TV station

B What's next? Look and write.

1. reporter
2. newspaper
3. security guard
4. cashier

C Circle the correct words.

1. Circle "supermarket" "security guard".
2. Circle "hotel" "receptionist".
3. Circle "TV station" "reporter".

D Look and write.

1. Where does she work?
She works at a bookstore.
She's a cashier.
2. Where does he work?
He works at a TV station.
He's a reporter.
3. Where does he work?
He works at a supermarket.
He's a security guard.
4. Where does he work?
He works at a hotel.
He's a receptionist.

LESSON 4

A Look and write.

- | | |
|-------------|---------------|
| Down | Across |
| 1. mechanic | 3. chef |
| 2. vet | 5. artist |
| 4. baker | 6. zookeeper |

B Unscramble.

1. chef
2. vet
3. baker
4. artist
5. mechanic
6. zookeeper
7. receptionist
8. security guard

C Draw lines.

1 I like animals, so I want to be an artist.

2 I like cooking, so I want to be a vet.

3 I like drawing, so I want to be a chef.

C Look and write.

1. What do you want to be when you grow up?
I like cars, so I want to be a mechanic.
2. What do you want to be when you grow up?
I like cooking, so I want to be a chef.
3. What do you want to be when you grow up?
I like pets, so I want to be a vet.
4. What do you want to be when you grow up?
I like drawing, so I want to be an artist.

LESSON 5

.....

A Look and write.

1. rich
 2. amination
 3. animator
 4. famous
-

B Read and circle.

1. Circle "A"
 2. Circle "C"
 3. Circle "B"
-

C Look and write.

1. What's your dream job?
I want to be a doctor because I want to help people.
 2. What's your dream job?
I want to be an animator because I like watching cartoons.
 3. What's your dream job?
I want to be an actor because I want to be famous.
 4. What's your dream job?
I want to be a zookeeper because I like animals.
 5. What's your dream job?
I want to be an artist because I like painting pictures.
-

D Write about your dream job.

(Student's own answer.)

LESSON 6

.....

A Look and write.

1. a mechanic
 2. a baker
 3. a vet
 4. a dentist
 5. a farmer
-

B Read the story. Choose a word from the box.
Write the correct word next to numbers 1-4.

1. dentist
 2. engineer
 3. teacher
 4. artist
-

C Read and circle the correct answers.

1. A
2. B
3. A
4. B
5. A