

i-Learn

# Smart Start

GRADE 4

Workbook Answer Key



# CONTENTS

Theme		Page
1	Numbers	2 - 4
2	School	5 - 7
3	Body and Face	8 - 10
4	Clothes	11 - 13
5	Home	14 - 16
6	Time	17 - 19
7	Sports and Leisure	20 - 22
8	The World around Us	23 - 25
9	Transport	26 - 28
10	Work	29 - 31

## LESSON 1

### A Circle.

1. Circle the word "two"
2. Circle the word "five"
3. Circle the word "three"
4. Circle the word "seven"
5. Circle the word "eight"

### B Write the words.

1. zero
2. six
3. one
4. four
5. nine

### C Look and write.

- | Across   | Down     |
|----------|----------|
| 1. four  | 5. two   |
| 2. eight | 6. nine  |
| 3. one   | 7. five  |
| 4. zero  | 8. three |

### D Look and write.

1. What's your phone number?  
It's 0909 – 064 – 538.
2. What's your phone number?  
It's 3821 – 476.
3. What's your phone number?  
It's 0919 – 653 – 724.
4. What's your phone number?  
It's 3815 – 964.

## LESSON 2

### A Write the words.

- |             |              |
|-------------|--------------|
| 1. ten      | 7. sixteen   |
| 2. eleven   | 8. seventeen |
| 3. twelve   | 9. eighteen  |
| 4. thirteen | 10. nineteen |
| 5. fourteen | 11. twenty   |
| 6. fifteen  |              |

### B Look and write.

- | Across       | Down        |
|--------------|-------------|
| 1. sixteen   | 3. twenty   |
| 2. seventeen | 4. eleven   |
|              | 5. eighteen |
|              | 6. ten      |

### C Count and write.

1. fifteen
2. eighteen
3. nineteen
4. sixteen
5. thirteen

### D Look and write.

1. How old is she?  
She's thirteen years old.
2. How old is he?  
He's eleven years old.
3. How old are they?  
They're fourteen years old.
4. How old is she?  
She's nineteen years old.

## LESSON 3

### A Write the words.

- |           |                |
|-----------|----------------|
| 1. thirty | 5. seventy     |
| 2. forty  | 6. eighty      |
| 3. fifty  | 7. ninety      |
| 4. sixty  | 8. one hundred |

### B Draw lines.

- thirty-two
- fifty-one
- one hundred
- twenty-one
- forty-four

### C Read and write the answers.

- |       |            |
|-------|------------|
| 1. 46 | forty-six  |
| 2. 45 | forty-five |
| 3. 82 | eighty-two |
| 4. 91 | ninety-one |

### D Look and write.

- Thirty-two plus twenty one is fifty-three.
- Forty plus twenty is sixty.
- Fifty-five plus nineteen is seventy-four.
- Sixty-seven plus thirty-three is one hundred.

## LESSON 4

### A Complete the words.

- circle
- square
- star
- triangle
- rectangle
- oval

### B Look and write.

#### Down

- circle
- rectangle
- square

#### Across

- star
- triangle
- oval

### C Read and circle.

- five
- three
- six
- eight

### D Look and write.

- How many squares can you see?  
I can see four squares.
- How many rectangles can you see?  
I can see five rectangles.
- How many triangles can you see?  
I can see six triangles.



## LESSON 5

### A Look and write.

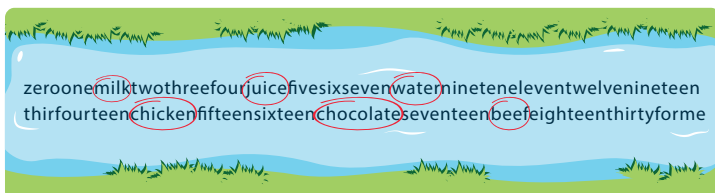
#### Down ↓

1. milk
2. water
6. chicken

#### Across →

3. chocolate
4. juice
5. beef

### B Look and find the words.



### C Look and write.

1. Would you like some chocolate?  
Sure, thank you.
2. Would you like some beef?  
No, thank you.
3. Would you like some water?  
Sure, thank you.
4. Would you like some juice?  
No, thank you.
5. Would you like some chicken?  
Sure, thank you.
6. Would you like some milk?  
No, thank you.

### D What about you? Write.

(Student's own answers.)

## LESSON 6

### A Look at the pictures. Look at the letters. Write the words.

1. rectangle
2. zero
3. twelve
4. triangle
5. one hundred

### B Look and read. Put a tick (✓) or a cross (×) in the box.

1. ×
2. ×
3. ✓
4. ✓
5. ×

## LESSON 1

### A Trace and draw lines.



### B Look and read. Put a tick (✓) or a cross (×) in the box.

1. ✓
2. ×
3. ×

### C Read and circle.

1. Circle "under".
2. Circle "next to".
3. Circle "in front of".

### D Look and write.

1. Put the backpack under the desk, please.
2. Put the box in front of the cupboard, please.
3. Put the box next to the cupboard, please.

## LESSON 2

### A Look and write.

#### Down

1. art
2. music
3. P.E.

#### Across

4. English
5. math

### B Look and read. Circle the correct words.

1. English
2. math
3. art
4. music
5. P.E.
6. Vietnamese

### C Look and read. Tick (✓) the correct box.

1. I like art. ✓
2. I like P.E. ✓
3. I like English. ✓
4. I like math. ✓

### D Look and write.

1. What's your favorite subject?  
I like music.
2. What's your favorite subject?  
I like art.
3. What's your favorite subject?  
I like English.

## LESSON 3

### A Complete the words.

1. Wednesday
2. Saturday
3. Tuesday
4. Friday

### B Unscramble and write.

1. Wednesday
2. Thursday
3. Friday
4. Saturday

### C Look and read. Complete the sentences.

1. Lucy: When do you have math?  
Tom: I have math on Monday.
2. Lucy: When do you have English?  
Tom: I have English on Friday.
3. Lucy: When do you have art?  
Tom: I have art on Thursday.
4. Lucy: When do you have music?  
Tom: I have music on Wednesday.

### D What about you? Look and write.

(Student's own answers.)

## LESSON 4

### A Draw lines.

1. draw -----pictures
2. read -----books
3. spell----- words
4. take -----tests
5. listen to -----music
6. do -----exercise

### B Look and read. Tick (✓) the correct box.

1. I take tests. ✓
2. I listen to music. ✓
3. I read books. ✓

### C Look and write.

1. What do you do in art?  
I draw pictures.
2. What do you do in P.E.?  
I do exercise.
3. What do you do in English?  
I spell words.

## LESSON 5

.....

### **A** Circle the odd one out and write.

1. buy flowers
2. sing a song
3. give a gift
4. make a card
5. buy a cake

.....

### **B** Circle.

1. sing a song
2. buy a cake
3. make a card
4. give a gift

.....

### **C** Read and draw lines.

1. What do you want to do for Teachers' Day?  
I want to sing a song.
2. What do you want to do for Teachers' Day?  
I want to make a card.
3. What do you want to do for Teachers' Day?  
I want to buy flowers.
4. What do you want to do for Teachers' Day?  
I want to give a gift.

.....

### **D** Look and write.

1. What do you want to do for Teachers' Day?  
I want to buy flowers.
2. What do you want to do for Teachers' Day?  
I want to make a card.
3. What do you want to do for Teachers' Day?  
I want to buy a cake.

## LESSON 6

.....

### **A** Look and read. Put a tick (✓) or a cross (×) in the box.

1. in front of ×
2. spell words ✓
3. next to ✓
4. read book ×
5. take tests ×
6. Physical Education ×
7. do exercise ×
8. listen to music ×

.....

### **B** Look at the pictures. Read and write the answers.

1. Put the box between the cupboard and the window.
2. What is your favorite subject?  
I like art.
3. What do you do in English?  
I spell words.
4. What do you do in P.E.?  
I do exercise.

## LESSON 1

### A Find and circle.

1. mgrobodylmh
2. tfelarmthgirgef
3. ghthfootfasdf
4. thgirslegtfgstr
5. hdgevifhandre
6. eheadftevifbh

### B Look at the pictures. Look at the letters. Write the words.

1. body
2. hand
3. leg
4. head

### C What's next? Look and write.

1. foot
2. leg
3. body
4. head
5. arm

### D Look at the pictures and write.

1. What's this? It's Jim's arm.
2. What's this? It's Jim's head.
3. What's this? It's Jim's leg.
4. What's this? It's Jim's foot.

## LESSON 2





### A Write the words.

1. ear
2. nose
3. eyes
4. mouth
5. hair

### B Look at the pictures. Look at the letters. Write the words.

1. eyes
2. mouth
3. ear
4. hair

### C Read and draw lines.

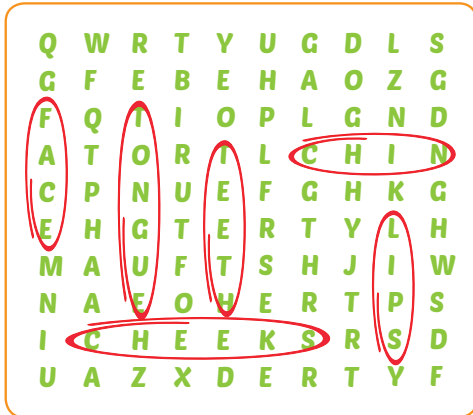
1		What does she look like? She has short hair.
2		What does he look like? He has blue eyes.
3		What does he look like? He has big ears.
4		What does she look like? She has black hair.

### D Look and write.

1. What does she look like?  
She has black eyes.
2. What does he look like?  
He has short hair/big eyes/black hair.
3. What does she look like?  
She has big eyes/short hair/brown hair.

## LESSON 3

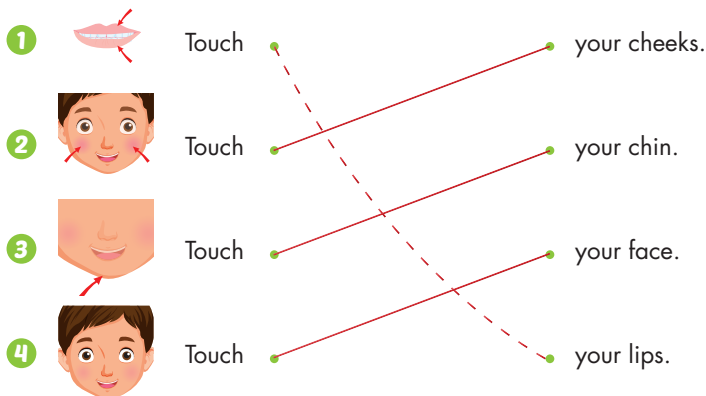
### A Find and circle.



### B Look and write.

1. face
2. tongue
3. chin
4. cheek/cheeks
5. tooth/teeth
6. lip/lips

### C Read and draw lines.



### D Look and write.

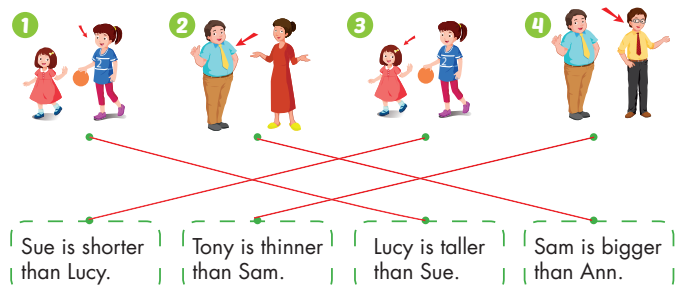
1. Touch your face.
2. Touch your chin.
3. Touch your cheeks.
4. Touch your lips.

## LESSON 4

### A Look and write.

1. taller
2. bigger
3. thinner
4. smaller
5. shorter

### B Read and draw lines.



### C Look and read. Put a tick (✓) or a cross (×) in the box.

1. Kim is thinner than Lan. ✓
2. Ben is taller than Nick. ×
3. Lucy is shorter than Sue. ×

### D Write.

1. Kim is thinner than Lan.
2. Sam is bigger than Ann.
3. Ben is shorter than Nick.
4. Jill is taller than Sue.



## LESSON 5

### A Look and write.

1. spider
2. monkey
3. bear
4. tiger
5. tapir
6. elephant

### B Read and circle True or False.

1. False
2. False
3. True
4. True

### C Read and draw lines.

- 1 It's big and gray. It has four legs and a tail. It eats plants and fruit. It lives in the forest. It can swim.
- 2 It's small. It has four legs. It's red and black. It eats small insects. It lives in water. It can swim.
- 3 It's black and white. It has a long nose. It eats fruits and leaves. It lives in forests. It can swim.
- 4 It's black and orange. It has eight legs. It eats small animals. It lives in the jungles. It can climb.



### D Look at the pictures and write.

1. What does it look like?  
It's black, white, and orange. It eats fruits. It lives in forests.  
It has two arms and two legs. It can climb.
2. What does it look like?  
It's black and orange. It eats small animals. It lives in the jungles.  
It can climb. It has eight legs.

## LESSON 6

### A Look at the pictures. Look at the letters. Write the words.

1. nose
2. eyes
3. hair
4. cheeks

### B Look at the pictures. Read and write the answers.


1. What does she look like?  
She has short hair/big eyes.
2. Tom is taller than Ben.
3. Sue is shorter than Lucy.
4. Tony is thinner than Sam.

## LESSON 1

### A Look at the pictures and complete the words.

- clothes
- shirt
- shorts
- dress
- skirt
- blouse

### B Find and circle.



### C Look and read. Put a tick (✓) or a cross (×) in the box.

- What color is her dress?  
It's green. ☐
- What color is her blouse?  
It's white. ☒
- What color are his shorts?  
They are blue. ☒

### D Look and write.

- What color is her skirt?  
It's yellow.
- What color are his shorts?  
They're green.
- What color is her dress?  
It's purple.
- What color is his shirt?  
It's orange.

## LESSON 2

### A Write the words.

- pants
- socks
- T-shirt
- shoes
- sneakers
- cap

### B Circle.

- T-shirt
- sneakers
- pants
- cap
- shoes
- socks

### C Look and read. Put a tick (✓) or a cross (×) in the box.

- He's wearing a yellow T-shirt. ☐
- He's wearing dark blue shorts. ☐
- He's wearing an orange cap. ☐
- He's wearing white socks. ☒
- He's wearing brown shoes. ☒

### D Look and write.

- What's she wearing?  
She's wearing a green skirt.
- What's he wearing?  
He's wearing an orange T-shirt/blue pants/blue shoes.
- What's she wearing?  
She's wearing an orange cap/red pants/purple shoes.
- What's he wearing?  
He's wearing a blue T-shirt/yellow shorts/black sneakers.

## LESSON 3

### A Circle the odd one out and write.

1. scarf
2. sweater
3. pajamas
4. jacket
5. hat
6. jeans

### B Circle.

1. sweater
2. jacket
3. pajamas
4. jeans
5. hat
6. scarf

### C Look and read. Tick (✓) the correct answers.

1. Are these your jeans?  
Yes, they are. ☒  
No, they aren't. ☐
2. Are these your pajamas?  
Yes, they are. ☐  
No, they aren't. ☒
3. Is this your sweater?  
Yes, it is. ☒  
No, it isn't. ☐

### D Look and write.

1. Is this your scarf?  
No, it isn't.
2. Is this your jacket?  
Yes, it is.
3. Are these your jeans?  
No, they aren't.
4. Are these your pajamas?  
Yes, they are.

## LESSON 4

### A Write the words.

1. handbag
2. glasses
3. boots
4. watch
5. gloves

### B Look and write.

#### Down

1. handbag
3. boots
4. glasses

#### Across

2. watch
5. gloves

### C Complete the sentences.

1. Whose handbag is this?  
It's Lucy's handbag.
2. Whose glasses are these?  
They're Tony's glasses.
3. Whose boots are these?  
They're Sam's boots.

### D Look and write.

1. Whose gloves are these?  
They're Jill's gloves.
2. Whose watch is this?  
It's Nick's watch.
3. Whose hat is this?  
It's Sue's hat.
4. Whose glasses are these?  
They're Dan's glasses.

## LESSON 5

### A Circle.

- hot
- cold
- hungry
- thirsty

### B Look and circle.



### C Read and put a tick (✓) in the box.

- What the matter, Grandma?  
I'm cold. ☐  
I'm hot. ☒
- What the matter, Mom?  
I'm cold. ☒  
I'm thirsty. ☐
- What the matter, Kim?  
I'm hungry. ☒  
I'm thirsty. ☐

### D Look and write.

- What's the matter, Mom?  
I'm hot.  
Do you want a fan?  
Yes, please.
- What's the matter, Dad?  
I'm thirsty.  
Do you want some water?  
Yes, please.
- What's the matter, Grandma?  
I'm cold.  
Do you want a sweater?  
Yes, please.
- What's the matter, Kim?  
I'm hungry.  
Do you want a sandwich?  
Yes, please.

## LESSON 6

### A Look at the pictures. Look at the letters. Write the words.













- pants
- sneakers
- sweater
- gloves
- jacket

### B Look and read. Complete the questions.

- What color is his shirt?  
It's blue.
- Are these your jeans?  
Yes, they are.
- What's she wearing?  
She's wearing purple dress and white shoes.
- Whose glasses are these?  
They're Dan's glasses.
- Are these your pajamas?  
No, they aren't.

## LESSON 1

### A Draw lines.

1			It's ten o'clock.
2			It's half past three.
3			It's one o'clock.
4			It's two o'clock.
5			It's half past eight.
6			It's half past nine.

### B Look and write.

- What time is it?  
It's two o'clock.
- What time is it?  
It's half past four.
- What time is it?  
It's nine o'clock.
- What time is it?  
It's half past seven.

### C What time is it? Trace, draw, and write.

(Student's own answer.)

## LESSON 2

### A Look and write.

- do homework
- get up
- go to bed
- eat dinner
- eat breakfast
- eat lunch

### B Draw lines.

- eat lunch
- eat dinner
- eat breakfast

### C Look and complete the sentences.

- Tom: I get up at six o'clock.
- Tom: I eat breakfast at half past seven.
- Tom: I eat lunch at half past twelve.
- Tom: I eat dinner at half past six.
- Tom: I do homework at eight o'clock.

### D What about you? Read and write the answers.

(Student's own answer.)

## LESSON 3

.....

### **A** Draw lines.

1. go to the movies
2. go to the playground
3. go to a party
4. morning
5. afternoon
6. evening

.....

### **B** Look and write.

1. Lucy: I want to go to the playground.
2. Lucy: I want to go to the party.
3. Lucy: I want to go to the movies.

.....

### **C** What about you? Write the answers.

(Student's own answer.)

## LESSON 4

.....

### **A** What's next? Look and write.

1. August
2. May
3. June
4. January
5. December
6. April

.....

### **B** Put the words in the correct order.

1. When's your birthday, Tom?  
It's in July.
2. When's your birthday, Lucy?  
It's in January.
3. When's your birthday, Bill?  
It's in November.
4. When's your birthday, Sue?  
It's in May.
5. When's your birthday, Nick?  
It's in June.

.....

### **C** What about you? Trace and write the answers.

(Student's own answer.)



## LESSON 5

### A Read and number.

1



3



5



2



4



### B Look and write.

1. What are you going to do in the Lunar New Year?  
I'm going to watch a lion dance.
2. What are you going to do in the Lunar New Year?  
I'm going to eat Tet cake.
3. What are you going to do in the Lunar New Year?  
I'm going to visit my family.
4. What are you going to do in the Lunar New Year?  
I'm going to get lucky money.

### C What about you? Trace and write the answers.

(Student's own answer.)

## LESSON 6

### A Look and read. Put a tick (✓) or a cross (✗) in the box.

1. ✓
2. ✗
3. ✓
4. ✗
5. ✓

### B Look at the pictures and read the questions. Write the answers.

1. Tom: What time is it?  
Lucy: It's two o'clock.
2. Tom: What time do you eat lunch?  
Lucy: I eat lunch at half past eleven.
3. Nick: What do you want to do in the morning?  
Sue: I want to go to the playground.
4. Bill: What do you want to do in the evening?  
Tom: I want to go to the movies.
5. Nick: When is your birthday?  
Jill: It's in December.

## LESSON 1

**A** Circle the odd one out and write.

1. tennis
2. badminton
3. hockey
4. basketball
5. table tennis
6. volleyball

**B** Match and write.

- |              |                |
|--------------|----------------|
| 4 hockey     | 3 volleyball   |
| 1 badminton  | 2 table tennis |
| 5 basketball |                |

**C** Look and read. Tick (✓) the correct box.

1. No, I can't.
2. Yes, I can.
3. No, I can't.

**D** Look and write.

1. Can you play hockey?  
Yes, I can.
2. Can you play table tennis?  
No, I can't.
3. Can you play tennis?  
Yes, I can.
4. Can you play badminton?  
No, I can't.

## LESSON 2

**A** What's next? Look and write.

1. throw
2. kick
3. run
4. catch
5. jump
6. hit

**B** Read and circle.

1. Circle "jump"
2. Circle "hit"
3. Circle "kick"

**C** Look and write.

1. What can you do?  
I can jump.
2. What can you do?  
I can throw the ball.
3. What can you do?  
I can run.
4. What can you do?  
I can catch the ball.

## LESSON 3

### A Match and write.

- |                  |                   |
|------------------|-------------------|
| 2 dance          | 1 play the guitar |
| 4 paint          | 3 play chess      |
| 5 play the piano |                   |

### B Circle.

- Circle "dance"
- Circle "paint"
- Circle "play the piano"
- Circle "play the guitar"

### C Look and read. Write the answers.

- Can you play the piano well?  
No, not very well.
  - Can you paint well?  
Yes, very well.
  - Can you play chess well?  
Yes, pretty well.
- (The answers may vary.)

### D Look and write.

- Can you dance well?  
Yes, pretty well.
- Can you play the guitar well?  
Yes, very well.
- Can you play chess well?  
No, I can't play chess.
- Can you play the piano well?  
No, not very well.

## LESSON 4

### A Match and write.

- |                       |
|-----------------------|
| 4 read comic books    |
| 2 play computer games |
| 3 skateboard          |
| 1 watch television    |

### B Look and read. Tick (✓) the correct box.

- |                        |   |
|------------------------|---|
| 1. play computer games | ✓ |
| 2. read comic books    | ✓ |
| 3. watch television    | ✓ |
| 4. skateboard          | ✓ |

### C Look and read. Put a tick (✓) or a cross (x) in the box.

- x
- ✓
- ✓

### D Look and write.

- Let's watch TV.  
Yes, I like watching TV.
- Let's play computer games.  
No, I don't like playing computer games.
- Let's read comic books.  
Yes, I like reading comic books.
- Let's skateboard.  
No, I don't like skateboarding.

## LESSON 5

.....

### **A** Draw lines.

1. soccer
2. racket
3. player
4. shuttlecock
5. net
6. team

.....

### **B** Read and fill in the blanks.

1. the USA
2. net – ball
3. players – rackets
4. hit – net

.....

### **C** Look and write.

1. shuttlecock – rackets
2. soccer  
two teams – ball
3. basketball  
two teams/two nets – ball
4. volleyball  
two teams – ball
5. tennis  
two rackets – net

.....

### **D** What do you need to play a sport you like? Write.

(Student's own answer.)

## LESSON 6

.....

### **A** Look at the pictures. Look at the letters. Write the words.

1. dance
2. play chess
3. watch TV
4. skateboard
5. catch

.....

### **B** Look and read. Write the answers.

1. Let's skateboard.  
Yes, I like skateboarding.
2. Can you play hockey well?  
Yes, pretty well.
3. What can you play?  
I can play table tennis.
4. What can you do?  
I can throw the ball.
5. What can you do?  
I can jump.

## LESSON 1

.....

### **A** Circle the odd one out and write.

1. Vietnam
2. Australia
3. China
4. the UK
5. the USA
6. Canada

.....

### **B** Circle.

1. Circle "The USA"
2. Circle "Vietnam"
3. Circle "Canada"
4. Circle "The UK"
5. Circle "Australia"

.....

### **C** Complete the sentences.

1. This is Vinh. He's from Vietnam.
2. This is Jack. He's from the UK.
3. This is Julie. She's from Canada.
4. This is Bobby. He's from the USA.

.....

### **D** Look and write.

1. This is Mary. She's from the USA.  
Hello Mary. Nice to meet you.
2. This is Vinh. He's from Vietnam.  
Hello Vinh. Nice to meet you.
3. This is Steve. He's from the UK.  
Hello Steve. Nice to meet you.
4. This is Julie. She's from Canada.  
Hello Julie. Nice to meet you.

## LESSON 2

.....

### **A** Write the words.

1. play
2. look for shells
3. swim
4. read
5. make a sandcastle

.....

### **B** Look at the pictures. Look at the letters. Write the words.

1. read
2. make a sandcastle
3. look for shells
4. swim

.....

### **C** Read and circle.

1. Circle "read books"
2. Circle "look for shells"
3. Circle "make a sandcastle"

.....

### **D** Look and write.

1. What do you want to do?  
I want to look for shells.
2. What do you want to do?  
I want to swim.
3. What do you want to do?  
I want to play basketball.
4. What do you want to do?  
I want to make a sandcastle.

## LESSON 3

### A Circle.

1. Circle "go to the park"
2. Circle "play tag"
3. Circle "have a picnic"
4. Circle "climb a tree"
5. Circle "fly a kite"

### B Write the words and draw lines.

1	2	3	4
fly a kite	have a picnic	climb a tree	play tag

### C Look and read. Write "Sure, OK" or "No, thanks".

1. Do you want to play tag?  
Sure, OK.
2. Do you want to climb a tree?  
No, thanks.
3. Do you want to fly a kite?  
Sure, OK.

### D Look and write.

1. Do you want to climb a tree?  
Sure, OK.
2. Do you want to fly a kite?  
No, thanks.
3. Do you want to have a picnic?  
Sure, OK.
4. Do you want to play tag?  
No, thanks.

## LESSON 4

### A Draw lines.

1. help grandma
2. plant some seeds
3. clean the pond
4. water the plants
5. pick up the trash

### B Read and circle.

1. Circle "did", "cleaned" and "pond".
2. Circle "did", "watered" and "plants".
3. Circle "did", "picked up" and "trash".

### C What about you? Trace and write.

(Student's own answer.)



## LESSON 5

**A** Look at the pictures. Look at the letters.  
Write the words.

1. mountains
2. waterfalls
3. old houses
4. big rocks
5. pagodas

**B** Complete the sentences.

1. Where do you want to go?  
I want to go to Sapa and see the mountains.
2. Where do you want to go?  
I want to go to Da Lat and see the waterfalls.
3. Where do you want to go?  
I want to go to Hoi An and see the old houses.
4. Where do you want to go?  
I want to go to Hue and see the pagodas.
5. Where do you want to go?  
I want to go to Ha Long Bay and see the big rocks.

## LESSON 6

**A** Look and read. Put a tick (✓) or a cross (×) in the box.

1. ×
2. ✓
3. ×
4. ✓
5. ✓

**B** Look at the pictures. Read and complete the sentences.

1. Tom: Do you want to play tag?  
Lucy: No, thanks.
2. Lucy: What did you do yesterday?  
Ben: I watered the plants.
3. Nick: What did you do yesterday?  
Bill: I planted some seeds.
4. Nick: Do you want to go to the park?  
Bill: Sure, OK.

## LESSON 1

### A Complete the words.

1. nurse
2. hospital
3. cleaner
4. doctor
5. driver

### B What's next? Look and write.

1. driver
2. doctor
3. nurse
4. cleaner

### C Look and read. Tick (✓) the correct box.

1. She's a cleaner. She cleans the room. ☒
2. He's a doctor. He helps sick people. ☒
3. She's a nurse. She helps the doctor. ☒

### D Look and write.

1. What's her job?  
She's a cleaner. She cleans the room.
2. What's his job?  
He's a driver. He drives the truck.
3. What's his job?  
He's a doctor. He helps sick people.
4. What's her job?  
She's a nurse. She helps the doctor.

## LESSON 2

### A Look and write.

#### Across

4. artist
5. hose
6. hammer

#### Down

1. firefighter
2. builder
3. paintbrush

### B Circle.

1. Circle the word "paintbrush"
2. Circle the word "builder"
3. Circle the word "hammer"
4. Circle the word "hose"

### C Write and draw lines.

1. What does a builder use?  
A builder uses a...

2. What does a firefighter use?  
A firefighter uses a...

3. What does an artist use?  
An artist uses a...



hose



paintbrush



hammer

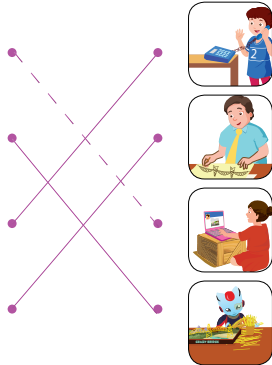
### D Look and write.

1. What does an artist use?  
An artist uses a paintbrush.
2. What does a teacher use?  
A teacher uses a board.
3. What does a builder use?  
A builder uses a hammer.

## LESSON 3

### A Write and draw lines.

1. using a computer
2. building a model
3. talking on the phone
4. drawing a bridge



### B Look and write.

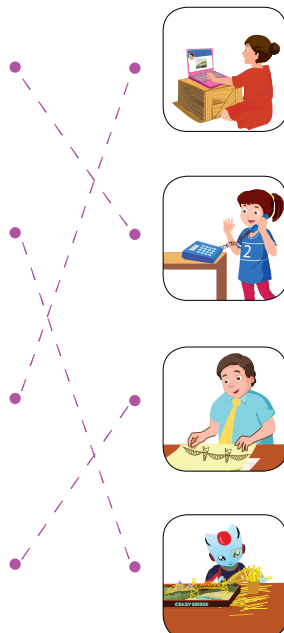
1. building a model
2. talking on the phone
3. drawing a bridge
4. using a computer

### C Read and circle.

1. Circle the word "model"
2. Circle the word "computer"
3. Circle the word "bridge"

### D Follow and write.

1. What's she doing?  
She's talking on the phone.
2. What's he doing?  
He's building a model.
3. What's she doing?  
She's using a computer.
4. What's he doing?  
He's drawing a bridge.



## LESSON 4

### A What's next? Look and write.

1. soccer player
2. pilot
3. police officer
4. singer

### B Look and read. Tick (✓) the correct box.

- |                   |                                     |
|-------------------|-------------------------------------|
| 1. pilot          | <input checked="" type="checkbox"/> |
| 2. soccer player  | <input checked="" type="checkbox"/> |
| 3. singer         | <input checked="" type="checkbox"/> |
| 4. police officer | <input checked="" type="checkbox"/> |

### C Write the words.

1. What do you want to be?  
I want to be a singer.
2. What do you want to be?  
I want to be a police officer.
3. What do you want to be?  
I want to be a doctor.

### D Look and write.

1. What do you want to be?  
I want to be a teacher.
2. What do you want to be?  
I want to be a pilot.
3. What do you want to be?  
I want to be a doctor.
4. What do you want to be?  
I want to be a soccer player.

## LESSON 5

### A Find and circle.

1. vdcgdongiop
2. sdxcdollarsiop
3. aonef dthousandoph
4. ydwcandyiop
5. hnucoffeetiop
6. spoccardsgop

### B Look and write.

1. coffee
2. dong
3. candy
4. dollar
5. postcard
6. one thousand

### C Look and read. Put a tick (✓) or a cross (✗) in the box.

1. ✗
2. ✓
3. ✓
4. ✗

### D Look, follow, and write.

1. How much is the ball?  
It is twenty-three thousand dong.
2. How much is the hand fan?  
It is fifteen thousand dong.
3. How much is the postcard?  
It is thirty-five thousand dong.

## LESSON 6

### A Look at the pictures. Look at the letters. Write the words.

1. police officer
2. cleaner
3. singer
4. driver
5. soccer player

### B Look and read. Write the answer.

1. Tom: What does a firefighter use?  
Lucy: A firefighter uses a hose.
2. Tom: What does a builder use?  
Lucy: A builder uses a hammer.
3. Tom: What is she doing?  
Lucy: She is using the computer.
4. Tom: What do you want to be?  
Lucy: I want to be a singer.
5. Tom: What do you want to be?  
Nick: I want to be a pilot.